

INSPIRED BY COMFORT

MY FREEDOM


2015




Mobile cooling



Mobile air conditioners



Mobile energy systems



Mobile safety solutions



Mobile comfort solutions



Mobile kitchen solutions



Mobile sanitation solutions

THE LARGE ACCESSORY RANGE
FOR CAMPING / CARAVANS / MOTORHOMES / VANS



DOMETIC GROUP MILESTONES

1956

Development and production of the first absorption refrigerators for recreational vehicles

1983

Go-ahead for the development and distribution of air conditioners for motorhomes and caravans

1988

Merger with a US-based supplier of RV awnings

2000

Takeover of Seitz, a German company specialised in windows and doors

2007

WAECO, German specialist in mobile technology, adds its brand and expertise to the Dometic GROUP

THE BEST IDEAS FOR YOUR CONVENIENCE MAKE YOUR DREAM OF FREEDOM COME TRUE!



Dear Dometic customer,


When do you start looking forward to your vacation? We are pretty much sure the anticipation is going to start within the next few minutes ... when you are exploring the latest edition of the Dometic catalogue "My Freedom"?

Inspired by the ideas of highly motivated employees, the feedback from loyal customers, and the quality demands of leading vehicle manufacturers, the Dometic range has grown to well over 400 accessory products. Our awning collection, for instance, has been considerably expanded to become a truly "seamless offer". Other newcomers to the range are a new series of 468 mm wide absorption refrigerators and a Blaupunkt naviceiver with Android operating system.

We invite you to discover these and many other accessory solutions to make your dream of freedom and mobility come true.

We wish you a good trip and a happy return home.

Your Dometic GROUP



2007

SMEV, Italian manufacturer of kitchen equipment for recreational vehicles, becomes part of the group

2011

RV awning without support legs
The world's first roof air conditioner with integrated window

2014

Takeover of the awning and accessory range of Prostor

2008

The world's first under-bench air conditioner with integrated heating

2013

The world's first compressor cooler for deep-freezing up to -22°C



**SUCCESSFUL
OEM PRODUCTS**

Chances are that your motorhome or caravan was already fitted with one or more Dometic products when it left the factory. We have been working with leading RV manufacturers for years. Many of them have included our comfort accessories in their original equipment lists.



**AWARD-WINNING
PRODUCTS**

Our products are regular winners in design prizes and best brand competitions. This is something that makes us proud. At the same time, it motivates us to keep going and improve what we have achieved so far.



**SPARE PARTS
SERVICE**

Just contact your nearest Dometic dealer (www.dometic.eu/rv/dealer) when you need a spare part for a Dometic or WAECO product. In most cases the required spare will be immediately available in the shop.



MY FREEDOM 2015

“Welcome to the Dometic world.
Take all the freedom you need to enjoy the
comforts of home when you are on the move.”



INTERNET & MAIL

www.dometic.eu/rv
info@dometic-waeco.com



MY DOMETIC PARTNER

"Your" Dometic dealers can be found easily on the corresponding search function on our site:

www.dometic.eu/rv/dealer



MOBILE REFRIGERATION

8 – 57

- Coolers
- Refrigerators
- Built-in coolers



MOBILE CLIMATE SOLUTIONS

58 – 71

- Roof air conditioners
- Roof air conditioners with window
- Under-bench air conditioners



MOBILE ENERGY SYSTEMS

72 – 99

- Lithium Ion battery
- Inverters
- Battery chargers
- Battery controller
- Generators



MOBILE SAFETY SOLUTIONS

100 – 123

- Reversing video systems
- Navigation systems + reversing cameras
- Moniceiver + reversing cameras
- Parking aid
- Safes, cruise controls



MOBILE COMFORT SOLUTIONS

124 – 179

- Awnings
- Windows, roller blinds
- Vacuum cleaners



MOBILE KITCHEN SOLUTIONS

180 – 197

- Grills
- Coffee machines, kettles
- Ovens, stoves
- Sinks, cooker hoods



MOBILE SANITATION SOLUTIONS

198 – 207

- Cassette toilets
- Portable toilets
- Sanitation fluids

OUR HIGHLIGHTS 2015



Ready for you to discover, besides many other new products:
a much larger, seamless range of Dometic awnings with lots of accessories.

NEW! Dometic PerfectRoof

Roof awnings for all vehicle lengths. With or without support legs, electric or manual operation.

More details on p. 130

NEW! Dometic PerfectWall

Wall awnings for all vehicle lengths. With or without support legs, electric or manual operation.

More details on p. 136

Wide choice
of awning
accessories

New
digital
control



NEW! WAECO CoolFreeze CDF 26

Compressor cooler/freezer, 12/24 volts DC

More details on p. 16



NEW! WAECO CoolFun CK 40D Hybrid

Compressor/ thermoelectric cooler for 12 volts (thermoelectrics) and 230 volts (compressor)

More details on p. 19



NEW! Dometic FreshWay

Four new and ultra-trendy cooling bags, from 9 to 30 litres

More details on p. 28



NEW! Dometic RML 9430 / 9435

Absorption refrigerators with a system width of only 468 mm

More details on p. 36



NEW! Dometic eSTORE

Lithium ion battery, 100 Ah / 12 V
CAN bus based system, CIB-compatible

More details on p. 76



NEW! Dometic MPC 01

Intelligent battery management system with display and a battery sensor

More details on p. 78



NEW! PerfectView RVS

Elegant flat-screen monitors for classic reversing video systems. Approved quality!

More details on p. 112

The comfort combo

Multimedia navigation and reversing camera

NEW! WAECO PerfectView NAV

Blaupunkt high-end naviceiver with Android operating system and motorhome or car navigation, supplemented with a WAECO reversing camera.

More details on p. 106



Reversing camera of your choice



NEW! WAECO PerfectCoffee MC 052

Coffee machine for 5 cups, 12 volts

More details on p. 186



NEW! Dometic CV 1004

Central vacuum cleaner system
Efficient and hygienic thanks to a powerful motor and a triple filter system

More details on p. 178



NEW! Dometic Clean&Care

Perfect for all cleaning tasks on board.
Powerful, gentle and easy to use – with sparkling results.

More details on p. 176



MY COOLING



MOBILE REFRIGERATION



Coolers

Compressor coolers and freezers	12
Absorption coolers	20
Thermoelectric coolers	24
Cool bags	28
Passive coolers	30
Optional extras	56
Technical data	208

Refrigerators

Absorption refrigerators	34
Free-standing absorption refrigerators	48
Compressor refrigerators	50
Compressor drawer fridge	55
Optional extras	56
Technical data	212

Cooling on the move

We employ three different types of cooling technology to keep things fresh when travelling. If you want a flexible cooling solution, check out Europe's most extensive range of coolers. For permanent installation in a motorhome or caravan, refrigerators are available in all possible sizes and designs. Find the one to match your needs and your vehicle interior!

NEW!

Dometic FreshWay FW 32



P. 28

THREE COOLING SYSTEMS FOR MOBILE USE

A quick note: no cooling system exists that can handle every conceivable task. Whether you're better off with a thermoelectric, a compressor or an absorption cooling unit depends entirely on how and where you intend to use mobile cooling. We start off with a detailed comparison of the individual systems and their features. This will then automatically point you to "your" cooling technology and to "your" cooling unit.

COMPRESSOR TECHNOLOGY STANDARD COOLING AND FREEZING

Compressor coolers operate regardless of the outside temperature and provide the most powerful cooling performance for all mobile applications – while consuming very little energy. Unlike other cooling systems they are suitable for deep-freezing and ideal for solar operation.

The benefits of compressor refrigerators and freezers:

- Excellent cooling performance even at extreme ambient temperatures
- Refrigeration and deep-freezing
- Operation at 12/24 volts DC or 12/24 volts DC and 100–240 volts AC
- Minimal power consumption
- Ideal for solar operation
- Impeccable operation in inclined position



100 – 240 V



12 / 24 V



Solar

ABSORPTION TECHNOLOGY THE SOUND OF SILENCE

Absorption coolers are completely silent. Moreover, they provide maximum independence in terms of energy supply: they run on mains or battery power, and on gas as well.

The benefits of absorption cooling units:

- Absolutely silent operation
- Gas-powered cooling independent of electricity
- Ready for operation at 12 volts DC or 230 volts AC



12 V



230 V



Gas

Absolutely
silent

THERMOELECTRICS COOLING AND HEATING

Due to their light weight thermoelectric coolers are especially easy to transport, so they can quickly move from one vehicle to another. They work fine in inclined position, and most of them can also be used to keep food warm.

The benefits of thermoelectric cooling units:

- Operation at 12/24 volts DC or 230 volts AC
- Can be used for cooling and keeping the contents warm
- Impeccable operation in inclined position
- Lightweight, convenient to transport
- Wear-resistant and maintenance-free



230 V



12 / 24 V

Cooling and
heating

COOLER CHECKLIST

QUICK GUIDE TO THE RIGHT PRODUCT

What type of cooler suits you? Use the table below for a first guide.
It includes all Dometic WAECO coolers from this catalogue complete with all important data and features.

	Compressor coolers				Absorption coolers	Thermoelectric coolers	
	CoolFreeze CFX	CoolFreeze CDF	CoolFun CK 40D	CoolFun CK 40D Hybrid	CombiCool RC	TropiCool TC	CoolFun CX 30 / S 28DC
Cooling performance							
Refrigeration	-	-	-	-	•	•	•
Refrigeration and deep freezing	•	•	•	•	-	-	-
Energy source							
12 volts	-	-	-	•	•	-	•
12 / 24 volts	-	•	-	-	-	-	-
12 / 24 / 110 / 230 volts	•	-	-	-	-	•	-
230 volts	-	-	•	•	•	-	•
Gas	-	-	-	-	•	-	-
Noise emission							
Absolutely silent	-	-	-	-	•	-	-
Continuous fan noise	-	-	-	-	-	•	•
Occasional, quiet running noise of the compressor	•	•	•	•	-	-	-
Current consumption at 12 Volt at +20 °C ambient temperature, and +5 °C interior temperature	approx. 0.4 Ah/h	approx. 0.4 Ah/h	-	3.9 Ah / h	approx. 7 Ah/h	approx. 4 Ah/h	approx. 4 Ah/h / approx. 3 Ah/h



Find even more information in the cooler selection guidebook!

Do you know all the criteria to be considered when selecting a portable cooler? Check our guidebook on the internet, it will take you systematically to a sound buying decision.

www.dometic.eu/rv/guidebook-coolers



WAECO COOLFREEZE CFX

THE LATEST GENERATION OF COOLERS AND FREEZERS!

Energy class A++ and freezer temperatures down to -22 °C: available for mobile use for the very first time! With its WAECO CoolFreeze CFX series, the refrigeration specialist Dometic WAECO is once again proving how milestones are made. Its specially-developed high-performance compressor and extra strong insulation have, once again, allowed the energy consumption to be reduced by up to 35% compared to its predecessors.

These hi-tech units are visually attractive with some heavy duty details: Reinforced corners, stainless-steel hinges and a robust lid lining ensure they can withstand the most demanding of loads and yet the CFX coolers are remarkably lightweight and easy to transport.



100 – 240 V



12 / 24 V



Solar operation



Organise the cooler

The wire basket provided can even be divided using a grid divider.



MY BENEFITS

- Suitable for deep freezing down to -22°C
- Excellent cooling performance even at extremely high outside temperatures
- 12/24 volts DC and 100 – 240 volts AC
- CFX special electronics with digital temperature display
- Extremely efficient and superbly quiet operation
- USB port
- Drain plugs make cleaning simple
- Suitable for solar operation
- Heavy-duty version



1
Deep-freezing down to -22°C
 Cooling compartment with wire basket and separate crisper for fruit & vegetables.



5
Space-saving folding and detachable carrying handles



2
12/24 volts DC and 100 – 240 volts AC
 DC cable guide: The cable fits securely and cannot be undone accidentally



6
Detachable lid
 Heavy-duty version with reinforced corners, stainless steel hinges and a robust closing mechanism



3
Electronic thermostat with digital temperature display



7
USB port for charging small electronic devices



4
Energy-efficient LED interior light



8
WAECO high-performance compressor: sensational deep freeze performance as low as -22°C with minimal energy consumption!

GENERATION "FROSTY": THE MOST POWERFUL COMPRESSOR COOLERS EVER

WAECO CoolFreeze CFX – uncompromising compressor coolers



The special CFX electronics



Digital temperature display,
soft-start and turbo cooler function

The CFX series is equipped with special electronics which start up the compressor gently while saving energy. If the preset temperature is not reached within a short period of time, or a temperature below -12°C has been set, the turbo cooler switches on automatically to boost the compressor speed. As soon as the set temperature is reached, the CFX special electronics switch back to energy-saving mode.

- Intelligent, automatic turbo cooler
- 3-stage battery protection, set using the digital display
- 4-digit digital display (Celsius or Fahrenheit)
- Any temperature can be chosen
- Operating status and error display
- Memory function for storing set values

Up to
35%
less power
consumption!



4.30

WAECO CoolFreeze CFX 35

Cooler and freezer with CFX special electronics, 12/24 volts DC and 100–240 volts AC

- Storage volume: approx. 32 litres (including 4.5 litre crisper)
- Refrigeration from $+10^{\circ}\text{C}$ to -22°C
- Dimensions (W x H x D): 692 x 411 x 398 mm



Ref. No. 9105304047 //
UK 9105305645



4.30

WAECO CoolFreeze CFX 40

Cooler and freezer with CFX special electronics, 12/24 volts DC and 100–240 volts AC

- Storage volume: approx. 38 litres (including 7.0 litre crisper)
- Refrigeration from $+10^{\circ}\text{C}$ to -22°C
- Dimensions (W x H x D): 692 x 461 x 398 mm



Ref. No. 9105304048 //
UK 9105305646



4.30

WAECO CoolFreeze CFX 50

Cooler and freezer with CFX special electronics, 12/24 volts DC and 100–240 volts AC

- Storage volume: approx. 46 litres (including 8.5 litre crisper)
- Refrigeration from $+10^{\circ}\text{C}$ to -22°C
- Dimensions (W x H x D): 725 x 471 x 455 mm

Ref. No. 9105304049 //
UK 9105305647



4.30

WAECO CoolFreeze CFX 65

Cooler and freezer with CFX special electronics, 12/24 volts DC and 100–240 volts AC

- Storage volume: approx. 60 litres (including 13 litre crisper)
- Refrigeration from $+10^{\circ}\text{C}$ to -22°C
- Dimensions (W x H x D): 725 x 561 x 455 mm

Ref. No. 9105304050 //
UK 9105305648

WAECO COOLFREEZE CFX DZ

SIMULTANEOUS COOLING AND FREEZING

The extremely powerful WAECO CoolFreeze CFX 65DZ compressor cooler has a spacious cooling compartment and a separate 17 litre freezer compartment. Fresh foods, bottled drinks and frozen foods can therefore all be stored at optimal temperature conditions. In addition to this the CFX 65DZ offers all the advantages of the CoolFreeze CFX cooler series.



Cooling and
freezing at the
same time!

A+



4.30

WAECO CoolFreeze CFX 65DZ

Fridge/freezer with CFX special electronics
12 / 24 volts DC and 100 – 240 volts AC

- Capacity: approx. 53 litres (including 17 litre freezer compartment)
- Refrigeration from +10°C to -22°C
- Two temperature zones enable simultaneous cooling and freezing
- Dimensions (W x H x D): 725 x 561 x 455 mm

Ref. No. 9105304051 // UK 9105305649

WAECO WIRELESS DISPLAY

FOR ALL CFX COMPRESSOR COOLERS:

This wireless display shows data such as the current temperature, power supply and alarms at up to 15 m away from the CFX cooler.



4.30

WAECO wireless display

Wireless display for cooler temperature, power source, battery protection and alarm setting

- Visual and acoustic alarm
- Power supply from AAA batteries or 12/24 volt cigarette lighter socket

Ref. No. 9105304065



“LIGHT” COMPRESSOR TECHNOLOGY EXTREMELY COMPACT DESIGNS

These remarkably light WAECO CoolFreeze CDF coolers are as simple to use as the thermoelectric coolers. Thanks to the shoulder strap, carrier bar or handles, you can take them absolutely anywhere and storage won't ever be a problem as the super-slim design means it will fill any niche perfectly. Performance is outstanding: Refrigeration and deep-freezing down to -18°C with minimal power consumption, regardless of the outside temperature. Electronic thermostat with digital temperature display and LED interior light (except CDF 18).



4.10

NEW! WAECO CoolFreeze CDF 26

Cooler and freezer, 12/24 volts DC

- Storage volume: approx. 21 litres (including 4-litre crisper)
- Refrigeration from $+10^{\circ}\text{C}$ to -18°C
- Dimensions (W x H x D):
550 x 425 x 260 mm

Ref. No. 9105303457



MY BENEFITS CDF 26

- Super-slim body – minimal space requirements
- Refrigeration and deep-freezing
- Vertical space for 2-litre bottles
- Lift-out wire basket
- Detachable lid
- Special electronics with digital temperature display
- Three-stage battery monitor, LED interior light

New digital display





4.10

WAECO CoolFreeze CDF 11

Cooler and freezer, 12/24 volts DC

- Storage volume: approx. 10.5 litres
- Refrigeration from +10°C to -18°C
- Dimensions (W x H x D):
540 x 358 x 235 mm

Ref. No. 9105100007



4.10

WAECO CoolFreeze CDF 16

Cooler and freezer, 12/24 volts DC

- Storage volume: approx. 16 litres
- Refrigeration from +10°C to -18°C
- Dimensions (W x H x D):
549.5 x 366.9 x 260

Ref. No. 9105303477



4.10

WAECO CoolFreeze CDF 18

Portable cooler and freezer, 12/24 volts DC

- Storage volume: approx. 18 litres
- Refrigeration from +10°C to -18°C
- Dimensions (W x H x D):
465 x 414 x 300 mm

Ref. No. 9105100002



MY BENEFITS CDF 11

- Extremely compact design
- Refrigeration and deep-freezing
- Two integrated drink holders
- Securely fastened in a vehicle using the vehicle's own seat belts
- Adjustable shoulder strap
- Special electronics with digital temperature display
- Three-stage battery monitor, LED interior light



12 / 24 V



Solar operation

MY BENEFITS CDF 16

- Refrigeration and deep-freezing
- Detachable lid
- Suitable for solar operation
- Vertical space for 2 x 1 litre bottles
- Special electronics with digital temperature display
- 3-stage battery protection, LED interior light



12 / 24 V



Solar operation

MY BENEFITS CDF 18

- The energy efficiency box: improved insulation makes running times shorter: just 0.38 Ah/h at an inside temperature of +5°C and +20°C outside temperature
- Refrigeration and deep-freezing
- Vertical space for 2-litre bottles
- Detachable or fold-up lid
- Sturdy handle



12 / 24 V



Solar operation

4.10

Universal fixing kit

For fastening of WAECO CoolFreeze coolers in vehicles.
For CDF 16 and CDF 26

Ref. No. 9105303708



Our tip!

230-volt connection with low-priced mains adapter



see p. 57

KING-SIZED COOLING

COOLERS AND FREEZERS IN XXL

Need a bit more room? The transportable, king-sized CoolFreeze CF 80/CF 110 coolers provide a cooling volume of 79 and 105 litres respectively. Their performance is also impressive: they can reach temperatures as low as -18°C , regardless of the ambient temperature, with a low power consumption.



MY BENEFITS

- Refrigeration and deep-freezing
- 12/24 volts DC and 100 – 240 volts AC
- CF special electronics with soft-start and turbo cooler function
- Interchangeable hinges
- Sturdy lid locks and hinges
- Interior light
- Vertical space for 2-litre bottles
- Lift-out wire basket



Optional extra
3-pin plug-in system
for fixed installation



100 – 240 V



12 / 24 V



Solar
operation



4.10

WAECO CoolFreeze CF 80

Cooler and freezer with special CF electronics,
12/24 volts DC and 100 – 240 volts AC

- Storage volume: approx. 79 litres (including 7-litre crisper)
- Refrigeration from $+10^{\circ}\text{C}$ to -18°C
- Dimensions (W x H x D): 790 x 455 x 500 mm

Ref. No. 9105303248



4.10

WAECO CoolFreeze CF 110

Cooler and freezer with special CF electronics,
12/24 volts DC and 100 – 240 volts AC

- Storage volume: approx. 105 litres (including 13-litre crisper)
- Refrigeration from $+10^{\circ}\text{C}$ to -18°C
- Dimensions (W x H x D): 790 x 555 x 500 mm

Ref. No. 9105303102

CLASSIC COOLER AND FREEZER

ALSO AVAILABLE AS HYBRID MODEL

Are you looking for a highly efficient cooling unit for the awning, the patio or the garage workshop?

The WAECO CoolFun CK 40D AC compressor cooler is just what you need: deep-freezing down to -15°C , a capacity of 38 litres and an incredibly low price! The hybrid model of the tried and tested appliance is even more versatile, it features a supplementary thermoelectric unit in addition to the compressor, allowing the cooler to also be operated using a 12-volt vehicle battery. Pre-cooled goods can therefore be kept as cool as required even during journeys to your holiday destinations. From the outside, both cooler variants look alike: elegant silver/black finish and sleek sheet-steel housing with integrated handles.



MY BENEFITS

- Refrigeration and deep-freezing in 230 volts (compressor)
- Variable temperature control in the compressor operation
- CK 40D Hybrid only: Refrigeration in 12 volts operation (Thermoelectric)
- Vertical space for 2-litre bottles
- Robust housing



Our tip!

The active carbon filter eliminates smells in all refrigerators, coolers and other closed receptacles such as wardrobes or storage compartments.



see p. 56

Two cooling systems



230 V



12 V



NEW!

4.21

WAECO CoolFun CK 40D Hybrid

Compressor/thermoelectric cooler for 230 volts (compressor) and 12 volts (thermoelectrics)

- Storage volume: approx. 38 litres
- Compressor: refrigeration $+10^{\circ}\text{C}$ to -15°C
Thermoelectrics: refrigeration up to approx. 20°C below ambient temperature
- Dimensions (W x H x D): 520 x 454 x 515 mm

Ref. No. 9105305750 // UK 9105305900

For camping, home and garden



230 V



4.21

WAECO CoolFun CK 40D

High-performance compressor cooler for 230 volts

- Storage volume: approx. 38 litres
- Cooling $+10^{\circ}\text{C}$ to -15°C
- Dimensions (W x H x D): 520 x 454 x 515 mm

Ref. No. 9105303388



COOLING WHEREVER YOU WANT! ABSORPTION COOLER WITH GAS CARTRIDGE

You've found a dream place to stay but there's no way to get there with the vehicle and no mains hook-up either ...


Don't worry, active cooling is possible anyway, Dometic CombiCool RC 1205 GC takes care of that. The 3-way absorption cooler gives you maximum freedom in choosing your picnic site. Where battery or mains power are unavailable, it can easily be run on a common gas cartridge. It works with absolutely no noise, provides cooling up to 25°C below the ambient temperature, plus an ample capacity of about 40 litres. The ideal cooling appliance for outdoor independence!

MY BENEFITS


- With an integrated cradle for a gas cartridge – the only one on the market
- Energy supply guaranteed anywhere it is used
- For gas, 12 volts and 230 volts
- Absolutely silent operation
- Ice cube tray included
- Sturdy housing and functional design
- Vertical space for 1.5 and 2 litre bottles
- Integrated handles

Ready for use with standard gas cartridges

For maximum independence: where electricity is unavailable, the RC 1205 GC cools with gas. It can be run on all commonly available gas cartridges.



3-stage flame regulation in gas mode, piezo ignition, thermostat regulation in 230-volt mode



The special lid construction of the **RC 1205 GC** eliminates the need for a gasket



Evaporator provides space for an ice cube tray



integrated cradle for a gas cartridge

Can be operated with gas cartridges



12 V



230 V



Gas



Silent

4.27

Dometic CombiCool RC 1205 GC

Absorption cooler, 508 mm in depth, for 12 volts, 230 volts and gas cartridges

- Storage volume: approx. 40 litres
- Refrigeration down to 25°C below ambient temperature
- Active cooling anywhere with a standard gas cartridge (not included)
- Dimensions (W x H x D): 500 x 441 x 508 mm

CombiCool RC 1205 GC // Ref. No. 9105203764 // UK 9105203766



MY BENEFITS

- For gas, 12 volts and 230 volts
- Absolutely silent operation
- Sturdy housing and functional design
- RC 2200 EGP: elegant aluminium housing – the only one on the market
- Ice cube tray included
- Vertical space for 1.5 and 2 litre bottles
- Integrated handles



12 V



230 V



Gas



Silent

GAS OR ELECTRICITY: CHOOSE YOUR POWER!

The energy source to suit the place you are at the moment? Here's a cool trio to make this wish come true! The absorption coolers Dometic CombiCool RC 1200 EGP, RC 2200 EGP and RC 1600 EGP run on 12 volts in the vehicle and on 230 volts at home or at a campsite. In the great outdoors you simply switch over to gas mode.

With a storage volume of 40 and 31 litres respectively and vertical space for large bottles, the noiseless absorption units qualify as the ideal camping coolers. The RC 2200 looks great at the same time in its smart aluminium cabinet. Like the compact RC 1600, it cools up to 30°C below the ambient temperature and up to 25°C with the RC 1200. If anyone wants ice cubes in their drink: ice cube trays are included with each unit.



Our tip!

When you need to know whether your supply of gas will last: the Dometic GasChecker identifies the amount of gas left in standard gas bottles in just a few seconds!



see p. 197



Silent

4.27

Dometic CombiCool RC 1200 EGP

Absorption cooler, 508 mm depth, for 12 volts, 230 volts and gas

- Storage volume: 40 litres
- Cooling up to 25°C below ambient temperature
- Dimensions (W x H x D): 500 x 441 x 508 mm

RC 1200 EGP, 50 mbar // Ref. No. 9105202819 // D, CH, A
 RC 1200 EGP, 30 mbar with hose, only permitted for use on a gas socket (coupling) Ref. No.: 9105202823 // D, CH, A
 RC 1200 EGP, 30 mbar // Ref. No. 9105202820 // DK, FIN, N, S
 RC 1200 EGP, 30 mbar // Ref. No.: 9105202822 // F, I, E, NL
 RC 1200 EGP, 28–37 mbar // Ref. No.: 9105202821 // GB

4.27

Dometic CombiCool RC 1600 EGP

Absorption cooler, 443 mm depth, for 12 volts, 230 volts and gas

- Storage volume: 31 litres
- Cooling up to 30°C below ambient temperature
- Dimensions (W x H x D): 500 x 440 x 443 mm

RC 1600 EGP, 50 mbar // Ref. No. 9105200001 // D, CH, A
 RC 1600 EGP, 30 mbar with hose, only permitted for use on a gas socket (coupling) Ref. No.: 9105200021 // D, CH, A
 RC 1600 EGP, 30 mbar // Ref. No. 9105200002 // DK, FIN, N, S
 RC 1600 EGP, 30 mbar // Ref. No.: 9105200003 // F, I, E, NL
 RC 1600 EGP, 28–37 mbar // Ref. No.: 9105200004 // GB



Silent



Elegant
aluminium
housing

4.27

Dometic CombiCool RC 2200 EGP

Absorption cooler, 508 mm depth, for 12 volts, 230 volts and gas

- Storage volume: 40 litres
- Cooling up to 30°C below ambient temperature
- Dimensions (W x H x D): 500 x 444 x 508 mm

RC 2200 EGP, 50 mbar // Ref. No. 9105202809 // D, CH, A
 RC 2200 EGP, 30 mbar with hose, only permitted for use on a gas socket (coupling) Ref. No.: 9105202812 // D, CH, A
 RC 2200 EGP, 30 mbar // Ref. No. 9105202810 // DK, FIN, N, S
 RC 2200 EGP, 30 mbar // Ref. No.: 9105202817 // F, I, E, NL
 RC 2200 EGP, 28–37 mbar // Ref. No.: 9105202808 // GB



3-stage flame regulation in gas mode, piezo ignition, thermostat regulation in 230-volt mode



The special lid construction of the **RC 1200 EGP** evaporator provides space for an ice cube tray



eliminates the need for a gasket



Cooling up to
30°C
 below ambient
 temperature

MY BENEFITS

- Cooling up to 30°C below ambient temperature (TC 07 up to 25°C)
- Up to +65°C in heating mode
- 12/24/230-volt connection as standard with priority circuit for mains operation (TC 07: 12/230 volts)
- Intelligent power-save circuit*
- Dynamic interior ventilation
- Wear-resistant fans



Heating on:
 keep food warm

THERMOELECTRICS FOR CONNOISSEURS

Convenient coolers for DC/AC with TC special electronics

Versatility, performance and perfect equipment – the hallmarks of the WAECO TropiCool series. For example, the coolers feature an intelligent power-save circuit and the individually adjustable temperature is shown on an LED display. If desired, the convenient units can also take care of keeping food warm: activating the heating function supplies temperatures of up to +65°C.



230 V



12 / 24 V



Cooling and heating mode

WAECO TROPICOOOL – HIGH-PERFORMANCE LUXURY

Perfect down to the last detail



TC special electronics with soft-touch control panel*

WAECO Tropicool coolers* refrigerate down to 30°C below ambient temperature and heat up to +65°C. Using the soft-touch control panel, you can set the temperature individually – to seven different levels: from +1°C to +15°C in cooling mode or from +50°C to +65°C in heating mode. The memory function saves the most recent setting.

*All models except TC 07

12/24 volts DC and 230 volts AC as standard*



*TC 07: 12 / 230 Volt

4.01

A++



4.01

WAECO Tropicool TC 07

Thermoelectric cooler for 12 volts DC and 230 volts AC

- Storage volume: approx. 7 litres
- Cooling up to 25°C below ambient temperature, heating up to +65°C
- Dimensions (W x H x D): 333 x 278 x 190 mm

Ref. No. 9105302036 // UK 9105303473

WAECO Tropicool TC 14FL

Thermoelectric cooler with TC special electronics for 12/24 volts DC and 230 volts AC

- Storage volume: approx. 14 litres
- Cooling up to 30°C below ambient temperature, heating up to +65°C
- Dimensions (W x H x D): 450 x 328 x 303 mm

Ref. No. 9105302046 // UK 9105302934

A++



4.01

A++



4.01

WAECO Tropicool TC 21FL

Thermoelectric cooler with TC special electronics for 12/24 volts DC and 230 volts AC

- Storage volume: approx. 20 litres
- Cooling up to 30°C below ambient temperature, heating up to +65°C
- Dimensions (W x H x D): 450 x 420 x 303 mm

Ref. No. 9105302085 // UK 9105302935

WAECO Tropicool TC 35FL

Thermoelectric cooler with TC special electronics for 12/24 volts DC and 230 volts AC

- Storage volume: approx. 32 litres
- Cooling up to 30°C below ambient temperature, heating up to +65°C
- Dimensions (W x H x D): 550 x 460 x 376 mm

Ref. No. 9105302110 // UK 9105302936



Our tip!

The active carbon filter eliminates smells in all refrigerators, coolers and other closed receptacles such as wardrobes or storage compartments.



see p. 56

WITH COOLING AND WARMING CAPABILITY

UNIVERSAL LEISURE COOLERS

The WAECO CoolFun CX 30 offers high performance thermoelectrics, a volume of 29 litres and vertical space for 2 litre bottles at a really attractive price. It cools up to 18 °C below the ambient temperature, if and when needed, however, it can also keep lunch warm (heats up to +65 °C). It proves equally versatile as regards energy selection: whether it's on board supply or mains – it accepts both.

An extra compartment is integrated within the lid for storing the connection cable and the sturdy carrying handle also serves as a lid support.



MY BENEFITS

- Cooling and heating mode
- 12/230 volt connection as standard
- 29 litre capacity
- Carrier bar also functions as lid support and lid lock
- Cable compartment integrated within the lid



230 V



12 V



Cooling and heating mode



4.02

WAECO CoolFun CX 30

Thermoelectric cooler, carrying handle as lid support or lid lock, 12 volt DC and 230 volt AC

- Capacity: approx. 29 litres
- Refrigeration down to max. of 18 °C below ambient temperature.
Heats up to + 65 °C
- Dimensions (W x H x D): 396 x 404 x 296 mm

Ref. No. 9103500872



COOL BAG

IN A MARINE DESIGN

A trendy maritime look and a volume of 25 litres – this makes buying fresh foods more enjoyable! Featuring velcro tabs at the side, the CoolFun S 28 can be attached directly to the shopping trolley, making it easy to fill.

To ensure the cooling chain remains unbroken, the thermoelectric bag can be connected to the 12-volt supply in the caravan or car, providing the power to cool it down to 15°C below the ambient temperature.



MY BENEFITS

- Three outside pockets for holding the connection cable, a wallet, etc.
- Velcro strips for affixing it to a shopping trolley
- Adjustable carrying straps
- Material on the outside made of heavy-duty polyester
- Folds flat for tidy storage
- Ready for connection to 12 volts DC



4.02

WAECO CoolFun S 28DC

Thermoelectric, textile cool bag, 12 volts DC

- Storage volume: approx. 25 litres
- Refrigeration down to 15°C below ambient temperature
- Dimensions (W x H x D): 370 x 410 x 230 mm

Ref. No. 9105302763



Folded flat and fixed with press studs: the S 28 after being used



Vertical space for large bottles



Three pockets on the outside for bits and pieces, adjustable carry strap



Side Velcro straps, e.g. for affixing it to a shopping trolley



Stay cool
on the go with
FreshWay

MY BENEFITS

- Light empty weight, convenient transport
- Hard-wearing plastic material, easy to clean
- Adjustable carrying straps or belts
- Diverse outside pockets, some of them with zip closure
- Direct access to bottles or cans on the FW 32 and FW 10

FRESHNESS GOES FASHION

COOL BAGS – TRENDY STYLE

Who's to say that cool bags need to look dull and dowdy? It's about time for the Dometic FreshWay collection to prove the opposite is true. The four perfectly styled bags are great companions for all holiday and everyday situations. They are ideal for picnics and shopping, and a must-have for hiking, sightseeing and biking. A highly effective insulation keeps food and snacks, beverages and fresh produce nicely cool for a long time. Padded belts and straps make for convenient transport with room for small essentials in the non-insulated outside pockets.

NEW

Responsible for freshness in every situation:
Four trendy insulated coolers from the Dometic FreshWay collection



4.14

NEW! Dometic FreshWay FW 32

Picnic cool bag with carrying straps, all-around zipper, "bottle flap" and 4 outside pockets

- Storage volume: approx. 30 litres
- Room for 2-litre bottles standing upright
- Dimensions (W x H x D): 395 x 345 x 240 mm

Ref. No. 9103540152



The new
shopping style




4.14

NEW! Dometic FreshWay FW 24

Shopping cool bag with carrying grips and zipper

- Storage volume: approx. 12 litres
- Room for 2-litre bottles standing upright
- Dimensions (W x H x D): 440 x 350 x 150 mm

Ref. No. 9103540153



For days
out and
walking
tours



4.14

NEW! Dometic FreshWay FW 13

Backpack cooler with shoulder straps, carrying handle, zipper and 3 outside pockets/compartments

- Storage volume: approx. 13 litres
- Adjustable padded shoulder straps
- Dimensions (W x H x D): 280 x 410 x 110 mm

Ref. No. 9103540154



4.14

NEW! Dometic FreshWay FW 10

Bike cooler with detachable shoulder strap, closable front pocket, multi-purpose and can size pockets, map window and rain cover

- Storage volume: approx. 9 litres
- Simply fastens to the handlebar
- Dimensions (W x H x D): 300 x 200 x 180 mm

Ref. No. 9103540155



MY BENEFITS

- Extremely low heat absorption
- Highly effective polyurethane foam insulation, combined with a very efficient labyrinth seal
- Made without seams from UV-resistant plastic
- Large polyester feet for improved non-slip stability
- Practical melted water drain (WCI-42 to WCI-110)
- Suitable for food, and easy to clean
- Optimised volume/weight ratio

FIT FOR EVERYTHING!

ICEBOXES IN HEAVY DUTY QUALITY

High outside temperatures, uneven terrain, dust and mud? The “indestructible” WAECO iceboxes will take this in their stride. The Cool-Ice boxes are equipped with extremely effective insulation, and once the cool packs or ice cubes have been placed inside, they will keep groceries, fish, bait and wild game fresh. Depending on use and weather conditions, even for several days at a time!

Another number which speaks volumes: a 5 year guarantee! Ultimately, every single detail of these boxes, made from impact-resistant and seamless plastic, is designed for the toughest conditions.



Tips for use!

If viable, store the WAECO iceboxes in cool surroundings for several hours before use and keep them out of direct sunlight. If being filled with drinks or groceries, we recommend chilling the items beforehand. Standard freezer packs or ice cubes are suitable as coolants. Air will compromise the cooling capacity and shorten the duration of cooling. Therefore avoid opening it unnecessarily and pack the boxes as full as possible.



WCI-13 and WCI-22 with shoulder strap.



Stable, ergonomic polyethylene handles (WCI-42 or higher) making its easy to transport by one or two people.



Extremely robust tethering points – integrated in the handle anchors (WCI-42 or higher).



Passive coolers with extra-strong insulation



4.14

WAECO Cool-Ice WCI-13

- Storage volume: approx. 13 litres
- Weight: 2.8 kg
- Dimensions (W x H x D): 388 x 305 x 245 mm

Ref. No. 9108400056



4.14

WAECO Cool-Ice WCI-22

- Storage volume: approx. 22 litres
- Weight: 4.2 kg
- Dimensions (W x H x D): 388 x 313 x 365 mm

Ref. No. 9108400060



4.14

WAECO Cool-Ice WCI-42

- Storage volume: approx. 41 litres
- Weight: 7.5 kg
- Dimensions (W x H x D): 635 x 337 x 390 mm

Ref. No. 9108400062



4.14

WAECO Cool-Ice WCI-55

- Storage volume: approx. 55 litres
- Weight: 9.3 kg
- Dimensions (W x H x D): 565 x 420 x 485 mm

Ref. No. 9108400067



4.14

WAECO Cool-Ice WCI-70

- Storage volume: approx. 68 litres
- Weight: 10.4 kg
- Dimensions (W x H x D): 685 x 420 x 485 mm

Ref. No. 9108400071



4.14

WAECO Cool-Ice WCI-85

- Storage volume: approx. 86 litres
- Weight: 13.1 kg
- Dimensions (W x H x D): 835 x 435 x 495 mm

Ref. No. 9108400073



4.14

WAECO Cool-Ice WCI-85W

- Storage volume: approx. 86 litres
- With two sturdy wheels and pull-out handle for convenient transport
- Weight: 13.8 kg
- Dimensions (W x H x D): 835 x 435 x 495 mm

Ref. No. 9108400215



4.14

WAECO Cool-Ice WCI-110

- Storage volume: approx. 111 litres
- Weight: 15.7 kg
- Dimensions (W x H x D): 1050 x 440 x 510 mm

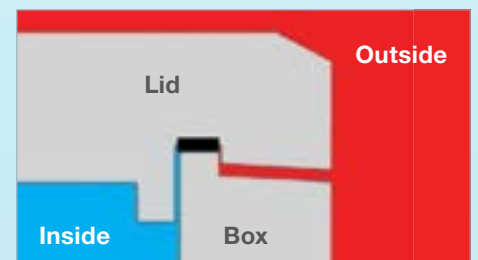
Ref. No. 9108400054



Full-integrated hinges with stainless steel rods for more stability and smooth contours



Sturdy ABS latches with stainless steel mounting screws. Easy, one-hand operation is possible



The labyrinth seal prevents any heat from making its way into the interior.



COOL CONVENIENCE ON BOARD REFRIGERATORS FOR YOUR MOTORHOME OR CARAVAN

Two powerful cooling systems, each with a different emphasis

Are you in the market for a new refrigerator? A fitted model or a free-standing one? Choose from the most comprehensive range currently available. If you'd like the option to use gas for cooling, take a look at the silent absorption appliances by Dometic. They are ultra-convenient, even when powered with electricity. WAECO compressor refrigerators provide high-performance cooling regardless of ambient temperatures. They run on battery power and are tailor-made for operation using a solar-power system.

ABSORPTION TECHNOLOGY

ABSOLUTELY SILENT

Absorption coolers are completely silent.

Moreover, they provide maximum independence in terms of energy supply: they run on mains or battery power, and on gas as well.

The benefits of absorption refrigerators:

- Absolutely silent operation
- Gas-powered cooling independent of electricity
- Ready for operation at 12 volts DC or 230 volts AC



12 V



230 V



Gas



Silent



Dometic 9-series



Dometic 8-series

COMPRESSOR TECHNOLOGY

STANDARD COOLING AND FREEZING

Compressor coolers operate regardless of the outside temperature and provide the most powerful cooling performance for all mobile applications – while consuming very little energy. Unlike other cooling systems they are suitable for deep-freezing and ideal for solar operation.

The benefits of compressor refrigerators:

- Excellent cooling performance even at extreme ambient temperatures
- Refrigeration and deep-freezing
- Operation at 12/24 volts or 12/24 volts and 100–240 volts (depending on the models)
- Impeccable operation in inclined position
- Minimal power consumption
- Ideal for solar operation



100 – 240 V



12 / 24 V



Solar




WAECO CR series



WAECO CRD 50

WAECO CoolMatic CD 20



ABSORPTION REFRIGERATOR

HIGH LEVEL COOLING COMFORT

Absorption refrigerators from Dometic are quality products "Made in Germany", which offer the same high level of cooling comfort on the road as at home. They allow you the freedom to use a wide variety of power sources – mains or battery powered, LPG or solar panels (AES models). Its outstanding characteristics includes high performance, reliability and a completely silent operation, together with convenient features and a long service life.

Dometic absorption refrigerators conform to climate class SN. As a result optimal operation at temperatures ranging from +10°C to +32°C is guaranteed. Care must be taken to always ensure good ventilation (ventilation grille, see accessories).

DOMETIC ABSORPTION REFRIGERATORS: THREE IGNITION SYSTEMS



AES system (Automatic Energy Selector)

- Automatically selects the most efficient power source
- Low gas consumption because there is no standby mode
- Manual selection of the power source possible
- Thermostatic regulation for all energy types
- Features S+ input for 12-volt solar power operation



MES system (Manual Energy Selector)

- Manual selection of the power source
- Low gas consumption because there is no standby mode
- Electronic re-ignition if the flame goes out
- Thermostatic regulation for all energy types



Battery ignition

- Gas ignition by battery igniter
- Automatically cuts off gas supply if flame goes out
- Thermostat regulation in gas and 230-volt mode
- With gas galvanometer for convenient checking in gas mode

SIMPLY SWAP!

Why would you want to replace your 4 or 7 series fridge with a 5 or 8-series model? To enjoy more convenience, state-of-the-art technology and a real eye-catcher in your kitchen. Here you can decide which model best suits your size requirements.

Dometic 4-series

OLD

Old model 4-series, 486 mm

RM 4210, RM 4211LM	Piezo ignition
RM 4281 LM	Re-igniter
RM 4230 L	Piezo ignition, with wheel-arch cut-out

Dometic 5-series

NEW

New model 5-series, 486 mm

RM 5310	Battery ignition
RM 5380*	Battery ignition
RM 5330	Battery ignition, with wheel-arch cut-out

*RM 5380 has a shorter cooling unit than RM 4281.
An additional ventilation cut-out is required.

Dometic 7-series

OLD

Old model 7-series, 486 mm

RM 7270	Battery ignition, with wheel-arch cut-out
RM 7370	Piezo, with wheel-arch cut-out
RM 7271	MES, with wheel-arch cut-out
RM 7360	Battery ignition
RM 7361	MES

Dometic 8-series

NEW

New model 8-series, 486 mm

RMS 8400	Battery ignition, with wheel-arch cut-out
RMS 8400	Battery ignition, with wheel-arch cut-out
RMS 8401	MES, with wheel-arch cut-out
RM 8400	Battery ignition
RM 8401	MES

Old model 7-series, 525 mm

RM 7290	Battery ignition, with wheel-arch cut-out
RM 7291	MES, with wheel-arch cut-out
RM 7295	AES, with wheel-arch cut-out
RM 7390	Battery ignition, with wheel-arch cut-out
RM 7400	Battery ignition
RM 7401	MES
RM 7405	AES
RM 7551	MES
RM 7555	AES
RM 7651	MES
RM 7655	AES
RM 7851	MES
RM 7855	AES

New model 8-series, 525 mm

RMS 8500	Battery ignition, with wheel-arch cut-out
RMS 8501	MES, with wheel-arch cut-out
RMS 8505	AES, with wheel-arch cut-out
RMS 8550	Battery ignition**
RM 8500	Battery ignition
RM 8501	MES
RM 8505	AES
RM 8551	MES
RM 8555	AES
RMD 8501	MES
RMD 8505	AES
RMD 8551	MES
RMD 8555	AES

**Model on request



NEW
Super-slim
cooling comfort



Removable
freezer
compartment



Chromed door
handles


NEW! THE DOMETIC 9-SERIES: NEW BENCHMARK FOR MOBILE KITCHENS

When fitting today's increasingly compact camper vans every millimetre counts. Our new system width for refrigerators gives amazing leeway: Dometic 9-series fridges are a mere 468 mm wide. And perfectly adaptable, too, thanks to their extremely variable interior. A roomy 151-litre model is already available and other sizes will follow in due course

Contents, specifications and availability are subject to change due to the technical improvement.

MY BENEFITS

- 151 litre capacity
- 1 short shelf and 2 long shelves
- 4 adjustable shelves
- Removable 12-litre freezer compartment
- Door handles in automotive design
- LED strip light



12 V



230 V



Gas



Silent

Absorption refrigerators – single-door models

4.28

Dometic RML 9430 with battery-powered ignition unit
Dometic RML 9435 with Automatic Energy Selector (AES)

- **Width 468 mm**
- Gross capacity: without freezer compartment 151 litres
with freezer compartment 146 litres (12 litres freezer)
- Cooling capacity: refrigerator +7°C, freezer compartment down to -12°C at ambient temperatures up to 32°C (corresponds to climate class SN)

RML 9430 // Ref. No. 9105705229 // UK 9105702526

RML 9435 // Ref. No. 9105705228 // UK 9105705227



Accessories for upgrading factory-fitted Dometic 9-series models

Dometic 9-series refrigerators are also fitted by leading OEMs. Some models may not have all the possible comfort features inside. You can easily add shelves with edge bars, a pull out breakfast tray or door racks.



4.28

1 Adjustable shelves

- Adjustable partition and bottle fingers
- For separate storage of vegetables and beverages in the drawer

Ref. No. 9105707098



4.28

2 Shelves with safety edge

- Prevent items from sliding off
- Simply fold away to take items out

Lower shelf //
Ref. No. 9105707095
Upper shelf //
Ref. No. 9105707096



4.28

3 Pull out tray

- All fresh items for a meal on a tray
- Take from the fridge directly to the table

Ref. No. 9105707099



4.28

4 Adjustable door racks

- Ideal for storage of smaller fresh items
- Can be fixed in any position

Ref. No. 9105707097

Dometic RM 8501







12 V



230 V



Gas



Silent

DOMETIC 8-SERIES: THE FRIDGES OF THE FUTURE

Easy to use, a well organised interior, stylish design and utmost efficiency: these are the hallmarks of the Dometic 8-series. Innovative design elements, high quality absorption refrigerators transforms high quality appliance into a stylish design piece. Inside, they feature a pleasant ice-blue colour, an energy-saving LED light, and many other user-friendly details.



1. Removable freezer compartment – patented worldwide innovation

An innovative clip system facilitates quick and simple removal of the freezer compartment. This means the cooling space can be enlarged, as needed, in the blink of an eye and the energy consumption can be reduced by up to 20%. **Only the 8 and 9 series, the free standing RGE 2100 and RGE 3000 refrigerators, and the CRD 50 drawer fridge offer this feature!**



2. Flexible arrangement of shelves

Easy-to-remove shelves that can be positioned as needed. Just like at home ...



3. Modular freshness system

The spacious vegetable compartment can be partitioned. Moreover, it can be removed and cleaned in the dishwasher, just like the ergonomically designed door shelves with leakage protection.



4. Innovative door system

Practical and convenient for daily use: the locking system with fingertip opening. All models with AES system are equipped with an audible alarm that warns if the door is accidentally left ajar. 8-series refrigerators can be supplied with door hinges on the left or right as required.



5. The touch control panel

All refrigerator functions are activated by simply using the touch control. The control panels, with a particularly user-friendly design, are another highlight of the 8-series, with automatic and manual energy selection.



6. Reduced weight

Up to 10% lighter than the predecessor model.



MY BENEFITS

- Patented, easy-to-remove freezer compartment
- Optimised use of the interior space
- Interior light
- Simple fingertip door opening
- Secure door locking with vent option
- User-friendly control panel
- Flexible shelf system
- Ergonomic door shelves with leakage protection
- Touch control panel for AES / MES units

Patented,
easy-to-remove
freezer
compartment



THE DOMETIC 8-SERIES: SINGLE-DOOR MODELS UP TO 122 LITRES

You'd like an 8-series fridge, single door, medium capacity, with or without wheel arch cut-out, for your recreational vehicle? You've come to the right place: check the width your fridge needs to be and choose your preferred ignition system. This will lead you directly to "your" 8-series model, which will treat you to all the convenient features of this high-quality model series.



Our tip:

When you need to know whether your supply of gas will last: the Dometic GasChecker identifies the amount of gas left in standard gas bottles in just a few seconds!



see p. 197

FRIDGES FOR EVERY VEHICLE

THE MOST POPULAR MODEL VERSIONS

The 8 series can cater for any scenario whether containing the provisions for people on their own, or larger families. Furthermore, they can be easily integrated in smaller vehicles and adjusted to individual requirements or conditions. It's no wonder that the 8-series fridges up to 122 litres are highly in demand.



Single-door models 525 mm width

Dometic RM 8500 with battery-powered ignition unit
Dometic RM 8501 with Manual Energy Selector (MES)
Dometic RM 8505 with Automatic Energy Selector (AES)

- **Width 525 mm**
- Gross capacity: without freezer compartment 106 litres, with freezer compartment 100 litres (9 litres freezer)
- Cooling capacity: refrigerator +7°C, freezer compartment down to -12°C at ambient temperatures up to 32°C (corresponds to climate class SN)

See p. 212 – 213

Single-door models 486 mm width

Dometic RM 8400 with battery-powered ignition unit
Dometic RM 8401 with Manual Energy Selector (MES)

- **Width 486 mm**
- Gross capacity: without freezer compartment 95 litres, with freezer compartment 90 litres (8 litres freezer)
- Cooling capacity: refrigerator +7°C, freezer compartment down to -12°C at ambient temperatures up to 32°C (corresponds to climate class SN)

See p. 212 – 213

Dometic RM 8551 with Manual Energy Selector (MES)
Dometic RM 8555 with Automatic Energy Selector (AES)

- **Width 525 mm**
- Gross capacity: without freezer compartment 122 litres, with freezer compartment 115 litres (12 litres freezer)
- Cooling capacity: refrigerator +7°C, freezer compartment down to -12°C at ambient temperatures up to 32°C (corresponds to climate class SN)

See p. 212 – 213

Wheel-arch models 486 mm width

Dometic RMS 8400 with battery-powered ignition unit
Dometic RMS 8401 with Manual Energy Selector (MES)

- **Width 486 mm**
- Gross capacity: without freezer compartment 85 litres, with freezer compartment 80 litres (8 litres freezer)
- Cooling capacity: refrigerator +7°C, freezer compartment down to -12°C at ambient temperatures up to 32°C (corresponds to climate class SN)

See p. 212 – 213

Wheel-arch models 525 mm width

Dometic RMS 8500 with battery-powered ignition unit
Dometic RMS 8501 with Manual Energy Selector (MES)
Dometic RMS 8505 with Automatic Energy Selector (AES)

- **Width 525 mm**
- Gross capacity: without freezer compartment 96 litres, with freezer compartment 90 litres (9 litres freezer)
- Cooling capacity: refrigerator +7°C, freezer compartment down to -12°C at ambient temperatures up to 32°C (corresponds to climate class SN)

See p. 212 – 213



MY BENEFITS

- Patented, easy-to-remove freezer compartment
- Maximum cooling and freezing capacity
- Interior light
- Replaceable door seals
- Simple fingertip door opening
- Secure door locking with vent option
- User-friendly control panel
- Flexible shelf system
- Ergonomic door shelves with leakage protection
- Thermostatic regulation for all modes
- Touch control panel for AES / MES units



12 V



230 V



Gas



Silent

FRESH ON BOARD

If you prefer stocking up or have a large family to feed? Then why not combine the benefits of the Dometic 8-series with 189 litres of capacity? The matt silver door of the large-capacity model will lend an air of calm to your kitchen area.

Available in width 525 mm, with manual or automatic energy selector.

Absorption refrigerators – single-door models

4.28

Dometic RML 8551 with Manual Energy Selector (MES)
Dometic RML 8555 with Automatic Energy Selector (AES)

- **Width 525 mm**
- Gross capacity: without freezer compartment 189 litres, with freezer compartment 179 litres (33 litres freezer)
- Cooling capacity: refrigerator +7°C, freezer compartment down to -12°C at ambient temperatures up to 32°C (corresponds to climate class SN)

See p. 212 – 213



Large easy-to-remove freezer compartment



MY BENEFITS

- Separate freezer compartment with switch-operated frame heater
- LED interior light
- Simple fingertip door opening
- Freshness system and flexible arrangement of plastic shelves
- Integrated control panel with indicator lamp visible on the outside
- Replaceable door seals
- Secure door locking with vent option
- Ergonomic door shelves with leakage protection
- Shelves can be cleaned in the dishwasher
- Touch control panel for AES / MES units



12 V



230 V



Gas



Silent

LARGE-VOLUME TWO-DOOR MODEL

Behind separate doors for the cooler and freezer compartments, the RMD models provide just as much room for keeping produce fresh as a refrigerator at home. The interior features are absolutely perfect, the spacious freezer compartments feature frame heating, which can be switched on at the touch of a button and prevent the doors from freezing to the housing.

Smart detail: the control panel in the interior. An indicator lamp remains visible on the outside to warn you in an emergency.

The 8-series double-door models come in two sizes. Their comparatively light weight is from the use of extra-light materials.

Extra
depth

Absorption refrigerators – double-door models

4.28

Dometic RMD 8501 with Manual Energy Selector (MES)
Dometic RMD 8505 with Automatic Energy Selector (AES)

- Width 525 mm
- Gross capacity: with freezer compartment 160 litres (30 litres freezer)
- Cooling capacity: refrigerator +7°C, freezer compartment down to -12°C at ambient temperatures up to 32°C (corresponds to climate class SN)

See p. 212 – 213

Dometic RMD 8551 with Manual Energy Selector (MES)
Dometic RMD 8555 with Automatic Energy Selector (AES)

- Width 525 mm
- Gross capacity: with freezer compartment 190 litres (35 litres freezer)
- Cooling capacity: refrigerator +7°C, freezer compartment down to -12°C at ambient temperatures up to 32°C (corresponds to climate class SN)

See p. 212 – 213



MY BENEFITS

- 175 litres total capacity, including 20-litre freezer compartment and 55-litre drawer fridge
- Trays and shelves can be cleaned in the dishwasher
- LED interior light
- Flexible arrangement of plastic shelves
- User-friendly control panel
- Innovative fingertip door opening
- Curved door design – for perfect integration in the vehicle interior
- Replaceable door seals
- Door locking with winter position
- Ergonomic door shelves with leakage protection



12 V



230 V



Gas



Silent

NEW! DOMETIC RMF 8505 4 ZONES FOR PERFECT FRESHNESS

Here it is – the RV refrigerator that can do more than others! In addition to a freezer compartment, refrigeration zone and vegetable compartment, the new RMF 8505 from Dometic provides a generously dimensioned drawer fridge that is large enough to store beverage bottles upright for easy removal. Simply pull out and grab what you need, there's no need to open the whole fridge door.





Refrigerator and freezer combo with pull-out drawer fridge



NEW
Pull-out drawer

Absorption refrigerators – double-door models

4.28

Dometic RMF 8505 with Automatic Energy Selector (AES)

- Gross capacity: 175 litres total capacity, including 20 litres for freezer compartment and 55 litres for drawer fridge
- Trays and shelves can be cleaned in the dishwasher
- LED interior light

Door hinge right // Ref. No. 9105707197

Door hinge left // Ref. No. 9105707198



1

Patented, removable freezer compartment for deep-frozen food



2

Refrigeration zone with diverse trays for fresh produce



3

Vegetable compartment with adjustable partitions



4

Pull-out drawer fridge, can be opened separately



MY BENEFITS

- Separate freezer compartment
- Practical door trays
- Vertical space for large bottles inside the door
- User-friendly control panel
- LED interior light

Our tip:

Optional extra: egg tray see p. 56



DOMETIC 5-SERIES: COMPACT CLASSICS

Even the most successful caravan refrigerators need to move with the times: The beloved Dometic 4-series is now being superseded by the 5-series. The models in the 5-series have been given a modern look as well as interior lights and other technical enhancements and include battery-powered ignition unit, thermostatic regulation for 230 volts and gas.

Just like its predecessors, the “new classics” in the 5-series have been perfectly tailored to the amount of space available in recreational vehicles while featuring a remarkably spacious interior.

They are available in sizes ranging from 60 to 80 litres in volume.

Absorption refrigerators – single-door models

4.28

Dometic RM 5310 with battery ignition

- Width 486 mm
- Gross capacity: with freezer compartment 60 litres (5 litres freezer)
- Cooling capacity: refrigerator +7°C, freezer compartment down to -12°C at ambient temperatures up to 32°C (corresponds to climate class SN)

See p. 214

4.28

Dometic RM 5380 with battery ignition

- Width 486 mm
- Gross capacity: with freezer compartment 80 litres (5 litres freezer)
- Cooling capacity: refrigerator +7°C, freezer compartment down to -12°C at ambient temperatures up to 32°C (corresponds to climate class SN)

See p. 214



4.28

Dometic RM 5330 with battery ignition

- Width 486 mm
- Gross capacity: with freezer compartment 70 litres (5 litres freezer)
- Cooling capacity: refrigerator +7°C, freezer compartment down to -12°C at ambient temperatures up to 32°C (corresponds to climate class SN)

See p. 214



MY BENEFITS

- Extra narrow – ideal for kitchen areas with limited space
- Door with magnetic lock and safety locking
- Adjustable shelves
- Thermostatic regulation for gas (RM 122), or for gas and 230-Volt mode (RM 123)



RETRO COOLING

NOT JUST FOR THE OLD STYLE CAMPER VANS

Still cool, fresh and in high demand, there is no change to either of these classics from the Dometic range. The RM 122 and RM 123 from Dometic are the narrowest absorption refrigerators for motorhomes installed worldwide with a breadth of only 380 mm, depth of 440 mm and 31 litre capacity, they fit perfectly in the legendary T1 – T4 VW camper vans. It's not only vintage camper van owners who are delighted that the super slim refrigerators continue to be available, they also slide right into both the newer vans and panel vans, where simply no other cooling solution will fit. They run silently and are completely reliable and while the RM 122 offers a 2-way cooling system with 12 volts and gas, the RM 123 can also be operated using 230 volts.



12 V



Gas

2-way
absorption

4.28



12 V



230 V



Gas

3-way
absorption

4.28

Dometic RM 122 with Piezo ignition

2-way absorption refrigerator for 12 volts and gas, single-door model, 380 mm wide

- Gross capacity: approx. 31 litres
- Cooling capacity: refrigerator +7°C at ambient temperatures up to 32°C
- Thermostatic control for gas operation, with Piezo ignition

See p. 214

Dometic RM 123 with reigniter ignition

3-way absorption refrigerator for 12 volts, 230 volts and gas, single-door model, 380 mm wide

- Gross capacity: approx. 31 litres
- Cooling capacity: refrigerator +7°C at ambient temperatures up to 32°C
- Thermostatic control for 230 volt and gas operation, electronic reigniter ignition

See p. 214



MY BENEFITS

- Variety of sizes for all applications – for use in awning to holiday home
- Off-mains power, gas operation and mains connection possible with all models
- Completely silent operation
- Removable freezer compartment with the RGE 2100 and 3000, separate freezer with the RGE 4000



12 V



230 V



Gas



Silent

SILENT COOLING FOR AWNINGS AND HOLIDAY HOME

The free-standing absorption refrigerators from Dometic are completely silent, they operate without making a noise and won't disturb anybody. Following an extension to the product range, with five models (56 – 190 litres) it now means that all size requirements can be met. The devices offer convenient features on the inside, which includes a **freezer (except CombiCool RF 60). This is removable for the RGE 2100 and RGE 3000, a separate door is fitted for the new RGE 4000. The CombiCool RF 60 and RF 62 can even utilise up to three different types of power source (12 volts, 230 volts, gas) to provide high-performance cooling. With their compact design, they are perfect for under an awning. The spacious freezer compartments in the RGE series can run on gas or mains electricity and are "just the thing" for the holiday home, club house or log cabin.



Perfect workmanship and high level of user convenience are the hallmark of the free-standing refrigerators from the Dometic RGE-series.



Our tip:

When you need to know whether your supply of gas will last: the Dometic GasChecker identifies the amount of gas left in standard gas bottles in just a few seconds!



see p. 197



4.27



** freezer compartment for frozen foods



4.27

Dometic CombiCool RF 60

3-way absorption refrigerator for 12 volts, 230 volts and gas

- Gross capacity: approx. 61 litres
- 12 volt battery ignition
- Cooling capacity: up to 30°C below ambient temperature

50 mbar // Ref. No. 9105203240 // D, CH, A
 30 mbar with hose, only permitted for use on a gas socket (coupling) // Ref. No. 9105203244 // D, CH, A
 30 mbar // Ref. No. 9105203241 // DK, FIN, N, S
 28–37 mbar // Ref. No. 9105203243 // F, I, E, NL
 28–37 mbar // Ref. No. 9105203242 // GB

Dometic CombiCool RF 62

3-way absorption refrigerator for 12 volts, 230 volts and gas

- Gross capacity: approx. 56 litres including 5-litre freezer compartment
- 12 volt battery ignition
- Cooling capacity: Refrigerator +7°C, freezer compartment cools to –12°C at ambient temperatures up to +32°C (according to climate class SN)

50 mbar // Ref. No. 9105203590 // D
 28 – 37 mbar // Ref. No. 9105203768 // GB
 28 – 37 mbar // Ref. No. 9105203591 // F, I, E, NL
 30 mbar // Ref. No. 9105203623 // DK

Removable freezer compartment



Removable freezer compartment



4.28



4.28



4.28

Dometic RGE 2100

2-way absorption refrigerator for 230 volts and gas

- Gross capacity: 102 litres without freezer compartment, 96 litres with freezer compartment, 9 litres freezer compartment
- Piezo ignition
- Cooling capacity: up to 30°C below ambient temperature, freezer compartment to max. –12°C

See. p. 215

Dometic RGE 3000

2-way absorption refrigerator for 230 volts and gas

- Gross capacity: 164 litres without freezer compartment, 154 litres with freezer compartment, 24 litres freezer compartment
- Piezo ignition
- Cooling capacity: Refrigerator +7°C, freezer compartment cools to –12°C at ambient temperatures up to +32°C

See. p. 215

Dometic RGE 4000

2-way absorption refrigerator for 230 volts and gas

- Gross capacity: 190 litres with freezer compartment, 31 litres freezer compartment
- Piezo ignition
- Cooling capacity: Refrigerator +7°C, freezer compartment cools to –12°C at ambient temperatures up to +32°C

See. p. 215

Tropical-rated!

Top cooling performance
at +43 °C outside
temperature



A SPARKLING SIGHT COMPRESSOR FRIDGES WITH STAINLESS OR STAINLESS-LOOK FRONT

The exclusive WAECO CoolMatic CR series compressor refrigerators are designed to satisfy the most discriminating demands. Their performance is outstanding: tropical-rated equivalent to DIN EN ISO 7371. The separately insulated ***-freezer compartment maintains -18°C even at +43°C ambient temperature, the refrigeration compartment remains at the desired +5°C to +7°C. Equipped with features galore, the refrigerators add a touch of sparkle to every RV kitchen.



12 / 24 V



Solar



Tropical-rated




1. "Ice" cool blue interior light




2. Functional cooling space



3. Tropical-rated: separately insulated ***freezer compartments



4. Patented lock: close or vent



5. Installation with standard or flush-mount frame



6. Recessed door grips

MY BENEFITS

- Five models each with capacities from 48 to 136 litres and enhanced equipment: Bottle holder, functional storage trays (CR-110 / CR-140 with drawers)
- Ideal temperature regulation for refrigeration and deep-freezing
- Separately insulated *** freezer compartment
- Optimal temperature distribution due to additional evaporator integrated in the interior
- Unrivalled: condensation drainage via base and rear panel. Drainage via hose in bilge and holding tank system or collection tank.
- Door lock with dual function (locking / ventilation)
- Double door lock (top / bottom)
- Easy-to-change décor panel
- Reversible door hinge
- Tropical-rated in line with DIN EN ISO 7371
- High-performance cooling technology: Fully hermetic compressor

A timeless classic design with stainless steel effect front



Proven standard models available in five sizes

FOR EVERY TYPE OF VEHICLE

MANY SIZES TO CHOOSE FROM

Small or medium-sized vehicle, single person or big family – nobody has to go without a WAECO CoolMatic CR refrigerator. You can choose a size between 39 litres and 136 litres, a freezer is always included. The cooling unit of the CRP 40 can be fitted separately to save space; the CR 65 is the favourite choice for all panel van owners. The large CoolMatic CR 140 operates on any DC supply and on every mains supply in the world, too: a 12/24-volt and 100-240-volt connection is included as standard!



4.24

WAECO CoolMatic CR 50

Compressor refrigerator, 12/24 volts DC

- Storage volume: approx.48 litres, including 5 litres freezer compartment
- Weight: 19 kg
- Dimensions (WxHxD): 380 x 534 x 500 mm

Ref. No. 9105303276



4.24

WAECO CoolMatic CR 65

Compressor refrigerator, 12/24 volts DC

- Storage volume: approx.64 litres, including 7,2 litres freezer compartment
- Weight: 20 kg
- Dimensions (WxHxD): 448 x 525 x 545 mm

Ref. No. 9105303288



4.24

WAECO CoolMatic CR 80

Compressor refrigerator, 12/24 volts DC

- Storage volume: approx.80 litres, including 7,9 litres freezer compartment
- Weight: 23 kg
- Dimensions (WxHxD): 475 x 640 x 528 mm

Ref. No. 9105303297



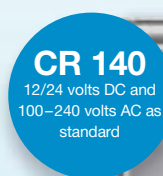
4.24

WAECO CoolMatic CR 110

Compressor refrigerator, 12/24 volts DC

- Storage volume: approx.108 litres, including 10,2 litres freezer compartment
- Weight: 28 kg
- Dimensions (WxHxD): 520 x 745 x 558 mm

Ref. No. 9105303303



4.24

WAECO CoolMatic CR 140

Compressor refrigerator, 12/24 volts DC and 100-240 volts AC

- Storage volume: approx.136 litres, including 11,5 litres freezer compartment
- Weight: 32 kg
- Dimensions (WxHxD): 525 x 812 x 619 mm

Ref. No. 9105600002



4.24

WAECO CoolMatic CRP 40

Compressor refrigerator in stainless-look, 12/24 volts DC

- Storage volume: approx.39 litres, including 5,3 litres freezer compartment
- Weight: 18 kg
- Dimensions (WxHxD): 380 x 356 x 545 mm

Ref. No. 9105203984



MY BENEFITS

- Standard refrigeration and separately insulated ***-freezer compartment
- Suitable for solar operation
- Stainless steel effect front
- Premium design with cool-blue interior light
- Installation frames available as accessory



12 / 24 V



Solar

PULL-OUT FRIDGE AND FREEZER SLIDE OPEN AND ENJOY

Who doesn't appreciate seeing their food and provisions smoothly sliding out towards them? The 50 litre drawer fridge has a convenient way of letting you keep track of what you have and the bottles are firmly secured with a bracket. The removable freezer compartment makes space for more refrigeration if required. The perfect cooling solution, particularly for smaller vehicles.

4.24

WAECO CoolMatic CRD 50

Pull out fridge and freezer, 12 / 24 volts DC

- Storage volume: approx. 50 litres, freezer compartment: approx 4 litres
- Weight: 20 kg
- Power consumption: 1.5 Ah/h at +25 °C ambient temperature 1.8 Ah/h at +32 °C ambient temperature both at +5 °C interior temperature

Ref. No. 9105304081





Decor panel with frame



Our tip!

230-volt connection with low-priced mains adapter



see p. 57

MY BENEFITS

- Standard refrigeration +10 °C to +2 °C
- 0 °C to -18 °C in ***freezer compartment
- Suitable for solar operation
- Ventilation panel included or available as accessory
- Interior light
- Patented double lock with "vent" option
- Door hinges and locks can be fitted either on the right or left



12 / 24 V



Solar

COMPRESSOR POWER IN ABSORPTION DIMENSIONS

If you are thinking of replacing your absorption fridge with a compressor fridge, then having a look at these two proven models is recommended. In terms of dimensions, the CoolMatic MDC 65 and MDC 90 match those of two of the most common absorption refrigerators and will occupy the space which these leave behind perfectly. Replacing them has never been easier, the décor panel can be replaced with your own if desired and the door hinges and locks can be fitted either right or left. For the MDC 90 the ventilation panel is included, for the MDC 65 it must be ordered separately.



WAECO CoolMatic MDC 90

4.11

WAECO CoolMatic MDC 65

Compressor refrigerator, 12/24 volts DC

- Storage volume: approx.64 litres, including 10 litres freezer compartment
- Dimensions (WxHxD): 485 x 673 x 475 mm

Ref. No. 9105203889


4.11

WAECO CoolMatic MDC 90

Compressor refrigerator, 12/24 volts DC

- Storage volume: approx.90 litres, including 10 litres freezer compartment
- Dimensions (WxHxD): 485 x 830 x 475 mm

Ref. No. 9105203891



Refrigerator when closed and in "vent" position



MY BENEFITS

- Ideal for use in smaller storage spaces
- Can also be fitted in outside storage compartments
- Elegant front panel in black or white
- Cooling unit can be detached and fitted separately
- Convenient one-hand operation
- Secure locking




12 / 24 V

MAKE IT COOL!

TURN STORAGE SPACE INTO A COOLING COMPARTMENT

You'd like to have a bit more cooling capacity, but there's no space to spare for a fridge or cooler?

Then it's possible a WAECO CoolMatic CD 20 or CD 30 drawer fridge will fit in a "forgotten corner", or in an unused storage area which is also accessible from the outside. The high performance compressor devices offer 20 or, respectively, 30 litres of refrigeration and can be conveniently unlocked and pulled out with one hand. Available with a black or white front panel.



NEW! WAECO CoolMatic CD 20

Compressor drawer fridge, 12 / 24 volts DC

- Storage volume: approx. 20 litres
- Detachable cooling unit (0.5 m supply cable)
- Temperature range: +15°C to +0°C
- Dimensions (W x H x D): 438 x 250 x 555 mm (incl. cooling unit)

CD 20 // Ref. No. 9105304843

CD 20W (white front) // Ref. No. 9105304844

WAECO CoolMatic CD 30

Compressor drawer fridge, 12 / 24 volts DC

- Storage volume: approx. 30 litres
- Detachable cooling unit (1.5 m supply cable)
- Temperature range: +12°C to -2°C
- Dimensions (W x H x D): 440 x 250 x 730 mm (incl. cooling unit)

CD 30 // Ref. No. 9105303053

CD 30W (white front) // Ref. No. 9105303054

Accessories for absorption refrigerators

Sufficient ventilation is imperative for your refrigerator to operate correctly. Maximum performance can only be achieved if heat build-up behind the unit is prevented. Suitable ventilation solutions along with winter protection, convenience options and replacement parts are available from the Dometic accessory range.

4.28



Ventilation set: for optimal ventilation of your absorption refrigerator. Thermostat-controlled, extremely easy to install. Particularly recommended for high ambient temperatures or intense sunlight.

Ref. No. 910590007






Winter sets for single and double-door models: WA 120 / 130 are available as replacement covers. EWS 300 enhances your fridge's insulation values and ensures maximum performance even at ambient temperatures reaching -30°C .

WA 120 / 130 (set) top/bottom,
for LS100 / LS200, white – designed for temperatures under 8°C
Ref. No. 9105900018

WA 120 / 130 (set) top/bottom,
for LS100 / LS200, beige – designed for temperatures under 8°C
Ref. No. 9105900019

EWS 300 for LS 300, white – designed for temperatures below 0°C
Ref. No. 9105900017



Ventilation grill for single and double-door models: Attached to the outside of the vehicle. single-door models require the grills LS 100 (top) and LS 200 (bottom). The LS 300 for RML and double-door models can be used at the top and at the bottom.

LS 100, top, white – single door // Ref.-No.: 9105900012

LS 100, top, beige – single door // Ref.-No.: 9105900011

LS 200, bottom, white – single door // Ref.-No.: 9105900014

LS 200, bottom, beige – single door // Ref.-No.: 9105900013

LS 300, white – double door // Ref.-No.: 9105900015

Roof ventilation: Recommended if there is an awning cover at the side of the fridge. Use in combination with LS 200 or LS 300.

R 500, white

Ref. No. 9105900020

Shelf instead of a freezer compartment – create your own space: after removal of the freezer compartment, you can optimise use of the space in your 8-series fridge with an additional shelf.

RM/S 8400/1

Ref. No. 9105703589

RM/S 8500/1/5

Ref. No. 9105703587

RM 8551/5

Ref. No. 9105703588

RML 8551/5

Ref. No. 9105703591



Egg shelf: for safe storage of up to six eggs. For all Dometic and WAECO refrigerators.

Ref. No. 910590009

Active carbon filter: eliminates odours in cooling appliances and other closed receptacles.

Ref. No. 910590008

Battery ignition: for retrofitting on all piezo refrigerators with plastic dashboard holders.

Ref. No. 910590010

Accessories for coolers and compressor refrigerators

Don't stand for any restrictions in the use of your thermoelectric or compressor cooling appliance: select the corresponding product from the WAECO CoolPower accessory range. Power 12/24-volt devices via the mains or a 12-volt cooler using the 24-volt vehicle battery: tailor-made accessories give you the power!



3.17

WAECO CoolPower M 50U

Voltage monitor for 12-volt applications

Your battery voltage will always match: voltage monitor integrated in the supply cable, for universal 12-volt applications with cigarette lighter socket as output. Enables automatic cut-off at low battery voltage and cut-in at normal voltage. Status indicated by LEDs.

- Cut-off voltage: 11.6 volts DC
- Cut-in voltage: 12.8 volts DC
- Current: up to 5 A
- Ready to connect with cigarette lighter plug

Ref. No. 9105303854



3.17

WAECO CoolPower 804 K

Voltage converter 24 volts to 12 volts

For operation of thermoelectric coolers and other insulated electric consumers that are connected to the battery for longer periods.

- Input voltage: 20–30 volts DC
- Output voltage: 12.5 volts DC $\pm 10\%$
- Short-time load: 6 A/70 watts
- Continuous load: 4 A/48 watts

Ref. No. 9103555790




3.17

WAECO CoolPower EPS 817

Mains adapter for hassle-free connection of thermoelectric 12/24-volt cooling appliances to the 230-volt mains. Ideal for use at home, in hotels, at campsites, in holiday homes etc.

- Input voltage: 230 volts AC/50 Hz
- Output voltage: 13 volts DC
- Continuous load: 6 A

Ref. No. 9102600030



3.17

WAECO CoolPower MPS 35

Mains adapter for hassle-free connection of 12 / 24-volt cooling appliances to the 110- to 240-volt mains. Suitable for WAECO CoolMatic MDC and CR compressor refrigerators, and for CB built-in coolers.

- Input voltage: 110–240 volts AC
- Output voltage: 25 volts DC
- Output power: 75 watts
- Battery voltage: 12/24 volts DC
- Output current: 3 A
- Switch mode, automatic priority for mains operation

Ref. No. 9103555825

3.17

WAECO CoolPower EPS 100

Mains adapter for hassle-free connection of 12 / 24-volt cooling appliances to the **230-volt mains**. Suitable for WAECO CoolFreeze CDF, CoolMatic MDC and CR compressor cooling appliances, and for CB built-in coolers.

- Input voltage: 230 volts AC
- Output voltage: 25 volts DC
- Output power: 100 watts
- Battery voltage: 12/24 volts DC
- Output current: 4 A
- Switch mode, automatic priority for mains operation

Ref. No. 9102600031





MY CLIMATE

MOBILE CLIMATE SOLUTIONS



Roof air conditioners	62
Roof air conditioners with window	66
Under-bench air conditioners	68
Air conditioner accessories	70
Technical data – air conditioners	216
Technical data – optional extras	218

Perfect temperatures on board

Most of us love travelling south, with hot summers and plenty of sunshine, but that can really heat up your motorhome even in moderate climates and make staying inside unbearable. The alternative? Install a Dometic air conditioner to create your own climate, take a deep breath and enjoy!


Dometic

**FreshJet
2200**

P. 62



DOMETIC AIR CONDITIONERS FOR A PERFECT CLIMATE

Roof and under-bench air conditioners from Dometic not only keep things cool, but also reduce humidity. This ensures the climate is perfect!

Whether at home or in a recreational vehicle, our comfort not only depends on temperature – humidity also plays a decisive role. The diagram shown at the side clearly demonstrates the relationship. If the humidity tends to be low, we can still tolerate temperatures which are very high. When the humidity rises, we really start suffering from the heat – problems with circulation and with sleeping are the inevitable result. A good air conditioner for a mobile home not only needs to cool down the air in the room; it should also dehumidify it at the same time. To ensure that both – cooling and dehumidification – work perfectly even at high ambient temperatures, the air conditioners from Dometic function using high-performance compressor technology. We promise that one of our nine air conditioning models will satisfy your personal idea of a perfect on-board climate!



Find even more information in the A/C guidebook!

Do you know all the criteria to be considered when selecting an air conditioner? Check our guidebook on the internet, it will take you systematically to a sound buying decision.

www.dometic.eu/rv/guidebook-airconditioners



Roof air conditioners

Central air zone, quick to install

Roof air conditioners offer a space-saving installation option. They operate highly efficiently, based on nature's own example: rising, warm air is drawn in and cooled down, while cool air sinks down naturally. Dometic roof air conditioners were designed for standard roof openings (40 x 40 cm). Normally, air conditioners simply replace the existing roof window.



p. 62

Roof air conditioners with window

The innovation by Dometic

This air conditioner, which is the only one of its type worldwide, does not force you to sacrifice the roof window – quite the contrary. The Dometic FreshLight models feature a window which is already built into the air conditioning unit. The result is perfect temperatures on board a caravan or motorhome with natural light still coming in from above.



p. 66

Under-bench air conditioners

Flexible air zone design

Along with the popular under-bench air conditioner HB 2500, Dometic now also has a version for smaller motorhomes and caravans – the FreshWell 2000. This type of system distributes air through three outlets, all of which can be placed in the interior of your vehicle as required. The other benefits of under-bench air conditioners are: roof load, outside dimensions and the motorhome or caravan's centre of gravity are not affected.



p. 68

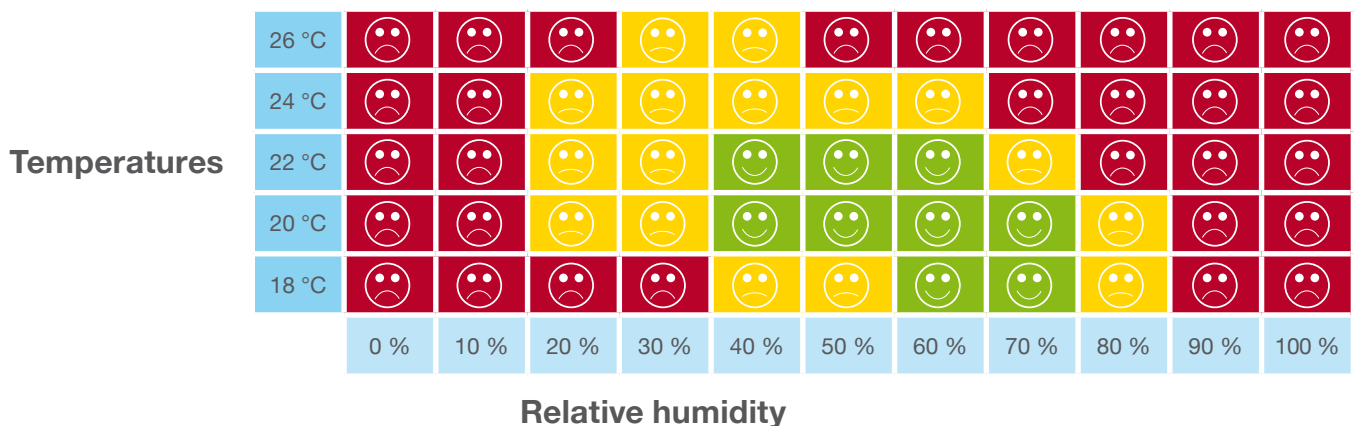
Overview of air conditioners* by vehicle type and lengths

Air conditioner	Roof air conditioners FreshJet					Roof air conditioners with window FreshLight		Under-bench air conditioners	
	FJ 1100	FJ 1700	FJ 2200	FJ 2600	FJ 3200	FL 1600	FL 2200	FW 2000	HB 2500
Caravans									
5 m	●	-	-	-	-	-	-	●	-
6 m	-	●	-	-	-	●	-	●	-
7 m	-	-	●	-	-	-	●	-	●
8 m	-	-	-	●	-	-	-	-	●
> 8 m	-	-	-	-	●	-	-	-	-
recreational vehicles									
5 m	●	-	-	-	-	-	-	●	-
6 m	-	●	-	-	-	●	-	●	-
7 m	-	-	●	-	-	-	●	-	●
8 m	-	-	-	●	-	-	-	-	●
> 8 m	-	-	-	-	●	-	-	-	-
Box wagon									
5 m	●	-	-	-	-	-	-	-	-
6 m	-	●	-	-	-	-	-	-	-
6,50 m	-	-	●	-	-	-	-	-	-

*The overview features typical recommendations ideal for vehicles. The classes of air conditioners may vary according to the vehicle type and insulation.

The best possible climate at 26 °C

feeling comfortable depends on air temperature and air humidity



☺ comfortable ☹ uncomfortable ☹ uncomfortably dry or moist



MY BENEFITS

- Compact design and lightweight
- Pleasantly cool, dehumidified air
- FreshJet 1700/2200, also with heat function
- Very low starting currents, FreshJet 2200 with soft-start
- Three power versions for vehicles from < 5 m to < 7 m long
- Ideal as a duo for creating separate air conditioning zones in larger vehicles
- Accessory kits can be used for operation even while driving (12 or 24 volts DC)

DOMETIC FRESHJET

THE MODERN AIR CONDITIONING CONCEPT

Vehicles of any size can be air conditioned with the successful FreshJet series, which now includes five models. These three FreshJets are the smallest air conditioners on the market. The power versions shown here have the same ultra-compact design, which still leaves space for solar panels or a satellite dish on the roof or even for a second FreshJet if you need separate air conditioning areas. Very low starting currents with FreshJet 1100/1700 and soft-start with the 2200 model ensure that the units run smoothly even on campsites with low electrical protection.



Dometic FreshJet 1100

Cooling capacity: 1000 watts

Dometic FreshJet 1100

Ideal for vehicles of up to max. 5 m. As two-zone air conditioning in vehicles of > 5 m.

- Cooling capacity: 1000 watts / 3400 Btu/h
- Consumption in cooling mode: 430 watts
- Can also be used while driving

Roof top unit // Ref. No. 9105305735*

Dometic FreshJet 1700

Cooling capacity: 1700 watts
Heating capacity: 800 watts

Dometic FreshJet 1700

Ideal for vehicles of up to max. 6 m. As two-zone air conditioning in vehicles of > 6 m.

- Cooling capacity: 1700 watts/5800 Btu/h
- Heating capacity: 800 watts
- Consumption in cooling mode: 620 watts
- Can also be used while driving

Roof top unit // Ref. No. 9105305736*

Dometic FreshJet 2200

Cooling capacity: 2200 watts
Heating capacity: 1200 watts

Dometic FreshJet 2200

Ideal for vehicles of up to max. 7 m. As two-zone air conditioning in vehicles of > 7 m.

- Cooling capacity: 2200 watts/7500 Btu/h
- Heating capacity: 1200 watts
- Consumption in cooling mode: 950 watts
- Can also be used while driving

Roof top unit // Ref. No. 9105305738*

2.13

*Please note that the air distribution box must be ordered separately!



Our tip: install as a double pack

Two-zone climate control with a relatively light roof weight: the FreshJet series is the perfect choice. With an extremely compact design, accommodating two of these units presents no problems on most vehicle roofs and it usually leaves space for a satellite dish or solar power system.



WITH TWO AIR DISTRIBUTION BOXES TO CHOOSE FROM FOUR OR TWO ADJUSTABLE AIR FLOWS AND LED LIGHTING

The air distribution boxes can be used for all the FreshJet models.
Choose the model to fit your requirements!



Mobile climate solutions

1

2.13

Model: Chillout

- This air distribution box blows the air out through wide air ducts in all four directions. This creates a gentler, more pleasant air curtain.

Ref. No. 9102900233



Easy to operate – all functions can be controlled by remote control



The direction in which the air flows can be individually adjusted



The surrounding LED striplight can be dimmed using the remote control or the control panel

2

2.13

Model: Design

- The ultra-elegant model blends in perfectly with the Dometic Midi Heki Style thanks to the universal design.

Ref. No. 9102900235



Two adjustable air flows



Easy to operate – all functions can be controlled by remote control



Two adjustable air flows, integrated LED illumination can be dimmed using the remote control or the control panel



Universal design – fits the Dometic Midi Heki Style roof window perfectly

+ Cooling while you drive

2.08

DC Kit 1/2/3

Arrive cool and calm – the high-quality DC Kits enable air conditioning operation even while you drive (12 or 24 volts DC).

- DC Kit 1** // FreshJet 1100, 12 V // Ref. No. 9100300003
- DC Kit 2** // FreshJet 1100/1700/2200, 12 V // Ref. No. 9100300001
- DC Kit 3** // FreshJet 1100/1700/2200, 12 V // Ref. No. 9100300002
- DC Kit 5** // FreshJet 1100/1700/2200, 24 V // Ref. No. 9100300073

+ Dometic adapter frame

3.42

This provides hassle-free installation for the FreshJet models in roof openings which exceed the standard opening size of 400 x 400 mm.

Ref. No. 9103500476

This provides hassle-free installation of air conditioners or roof windows on a trapezoidal flat corrugated sheet metal roof with a roof cut-out of 400 x 400 mm.

Ref. No. 9104114007



MY BENEFITS

- Pleasantly cool, dehumidified air
- With heat pump
- Soft-start – easy start-up even with low electrical protection
- Can be operated even while driving (12 or 24 volts DC)



Including remote control

POWER FOR LARGE VEHICLES

DOMETIC FRESHJET 2600 / 3200

Now large vehicles can also have “their own” FreshJet! These two models have sufficient power to air-condition recreational vehicles and caravans of up to 8 m long and over, and can also heat – cold days or evenings can be really cosy thanks to heat pump technology. FreshJet 2600 and 3200 have the same compact design and relatively low weight. The soft-start ensures easy start-up on campsites with low electrical protection.



Dometic FreshJet 2600

Cooling capacity: 2500 watts
Heating capacity: 3300 watts

Dometic FreshJet 3200

Cooling capacity: 2800 watts
Heating capacity: 3300 watts

2.13

Dometic FreshJet 2600

Ideal for vehicles of up to 8 m

- Cooling capacity: 2500 watts/8500 Btu/h
- Heating capacity: 3300 watts
- Consumption in cooling mode: 1200 watts
- Can also be used while driving

Roof top unit // Ref. No. 9105305660*

Dometic FreshJet 3200

Ideal for vehicles of over 8 m

- Cooling capacity: 2800 watts / 9560 Btu/h
- Heating capacity: 3300 watts
- Consumption in cooling mode: 1300 watts
- Can also be used while driving

Roof top unit // Ref. No. 9105305661*

*Please note that the air distribution box must be ordered separately!



Our tip: two-zone air conditioning!

If you want the bedroom and living space in a larger vehicle to be air conditioned independently of each other, it is very easy to implement with the FreshJet series. Just install two smaller units or use one large unit for the living space and a small unit for the "bedroom".



WITH TWO AIR DISTRIBUTION BOXES TO CHOOSE FROM
FOUR OR TWO ADJUSTABLE AIR FLOWS AND LED LIGHTING

The air distribution boxes can be used for all the FreshJet models.
Choose the model to fit your requirements!

Suitable for
all FreshJet
models

Mobile climate solutions

1

2.13

Model: Chillout

- This air distribution box blows the air out through wide air ducts in all four directions. This creates a gentler, more pleasant air curtain.

Ref. No. 9102900233



Easy to operate – all functions can be controlled by remote control



The direction in which the air flows can be individually adjusted



The surrounding LED striplight can be dimmed using the remote control or the control panel

2

2.13

Model: Design

- The ultra-elegant model blends in perfectly with the Dometic Midi Heki Style thanks to the universal design.

Ref. No. 9102900235



Two adjustable air flows



Easy to operate – all functions can be controlled by remote control



Two adjustable air flows, integrated LED illumination can be dimmed using the remote control or the control panel



Universal design – fits the Dometic Midi Heki Style roof window perfectly

+ Cooling while you drive

2.08

DC Kit 4 / 6

Arrive cool and calm – the high-quality DC Kits enable air conditioning operation even while you drive (12 or 24 volts DC).

DC Kit 4 // FreshJet 2600 / 3200, 12 V // Ref. No. 9100300044

DC Kit 6 // FreshJet 2600 / 3200, 24 V // Ref. No. 9100300074

+ Dometic adapter frame

3.42

This provides hassle-free installation for the FreshJet models in roof openings which exceed the standard opening size of 400 x 400 mm.

Ref. No. 9103500476

This provides hassle-free installation of air conditioners or roof windows on a trapezoidal flat corrugated sheet metal roof with a roof cut-out of 400 x 400 mm.

Ref. No. 9104114007



THE UNIQUE COMBINATION OF AN AIR CONDITIONER AND WINDOW DOMETIC FRESHLIGHT 1600/2200

For these innovative air conditioners, there's no need to sacrifice the roof window – quite the contrary. With Dometic FreshLight, the window is already built into the air conditioning unit and the result is perfect temperatures on board a caravan or motorhome with natural light still coming from above. Available in two performance categories.



MY BENEFITS

- Roof air conditioners with integrated rooflight
- Energy-efficient heat pump system for cooling and heating
- Active ventilation system
- Single-pleated darkening screen
- Individual air flow distribution with automatic blower control
- Temperature and blower speed can be conveniently set by remote control
- Control panel with integrated, dimmable LED lights



The window in the air conditioner lets natural light stream into the vehicle.



A patented distribution system steers cool, dehumidified air in the required direction without dust and dirt.



In the active ventilation mode, stale air is drawn powerfully out of the room. Fast air circulation guaranteed!

2.10

Dometic FreshLight 1600 / 2200

Roof air conditioners with roof window, for vehicle lengths of up to 6 m or 7 m

- The world's first roof air conditioner with integrated roof window
- Roof window with active ventilation system and single-pleated darkening screen
- Energy-efficient heat pump system for cooling and heating
- Individual air flow regulation with automatic blower control
- Using DC Kit 2 or DC Kit 3 also for mobile operation (12 or 24 volts DC)
- Designed for vehicle lengths of up to 6 m or 7 m
- Cooling capacity: 1550 Watt/5300 Btu/h // 2200 Watt/7500 Btu/h
- Heating capacity: 2050 Watt // 2700 Watt

FreshLight 1600 // Ref. No. 9102900207

FreshLight 2200 // Ref. No. 9102900165

3.42



Two LEDs with dimmers are built into the air diffuser unit and ensure pleasant lighting.



The extra heating function* is a welcome addition for cool evenings and transitional periods.

*When the ambient temperature drops, the heating capacity of the heat pump reduces. We recommend you operate this at ambient temperatures of +2°C and above.

+ Protective Cover

Withstands the test of time! The weather-resistant cover protects your FreshLight 1600 or FreshLight 2200 air conditioner for longer periods of disuse.

- Protects from scratches, resin specks and dirt
- Robust material and high-quality workmanship
- Protects from ice and snow in winter
- Material: 100% polyester

Ref. No. 9103500237



Remote Control

Many functions are convenient to use by remote control: ON/OFF, preferred room temperature, climate mode, blower level, sleep function, timer function, lighting ON/OFF, etc. The digital display shows the settings which have been selected.



+ Cooling while you drive

2.08

DC Kit 2 / 3 / 5 (optional extra)

Arrive cool and calm – the high-quality DC Kits let you operate the air conditioner while you are travelling.

DC Kit 2, 12 V // Ref. No. 9100300001

DC Kit 3, 12 V // Ref. No. 9100300002

DC Kit 5, 24 V // Ref. No. 9100300073

For more details, see the overview on page 221



MY BENEFITS

- No roof load, vehicle centre of gravity and height remain unaffected
- Individual positioning of the air outlets possible
- HB 2500 with an energy-efficient heat pump system for cooling and heating
- Lightweight
- Low-noise air circulation
- Three blower speeds
- For vehicles of up to 6 m in length (FreshWell) or max. 8 m (HB 2500)
- HB 2500: Can be operated using accessory kit DC Kit 3, even while driving (12 or 24 volts DC)



UNDER-BENCH AIR CONDITIONERS FOR ALL VEHICLE SIZES

DOMETIC HB 2500 / FRESHWELL 2000

Is the under-bench storage space still free? Then there are a number of reasons for housing the air conditioner there: no roof load, centre of gravity and outside dimensions of the vehicle remain unaffected – meaning the vehicle will still fit under the carport at home...

Along with the already-popular under-bench air conditioner HB 2500, Dometic also has a version available for smaller motorhomes and caravans. The FreshWell 2000 only weighs 20 kg and features an extremely compact design. Its low power consumption allows it to be started up anywhere without any problems and both units operate at a pleasantly low volume, as does the air diffuser system. The air stream generated is distributed evenly over the three air outlets and with the help of the accessories, the outlets can be positioned individually in the vehicle – concentrated at one point, or also in different rooms.

+ Cooling while you drive

2.08

DC Kit 3 / 5 (HB 2500)

Arrive cool and calm – the high-quality assembly kit lets you operate the air conditioner while you are driving.

DC Kit 3, 12 V // Ref. No. 9100300002


DC Kit 5, 24 V // Ref. No. 9100300073

For more details, see the overview on page 221



Just 20 kg

2.10



With heat pump

2.10



Remote control
Dometic HB 2500



Remote control
Dometic FreshWell 2000

Dometic FreshWell 2000

Under-bench air conditioner with 1800 watts for vehicle lengths of up to 6 m

- Cooling capacity: 1800 watts / 6100 Btu/h

Ref. No. 9105304499

Dometic HB 2500

Under-bench air conditioner with 2500 watts for vehicle lengths of up to 8 m

- Cooling capacity: 2500 watts / 8500 Btu/h
- Heating capacity (heat pump* plus heating resistor capacity): 500 watts up to max. 3000 watts

Ref. No. 9100100010

Remote control

Many of the functions can be effortlessly activated by remote control: ON/OFF / temperature selection / blower speed / operating mode / digital function

The digital display shows the setting selected, e.g. temperature, blower speed, timer function, etc.

* When the ambient temperature drops, the heating capacity of the heat pump reduces. We recommend you operate this at ambient temperatures of +2°C and above.

Individually adaptable air distribution system

Once the HB 2500 or FreshWall have found their place in the storage compartment, you can customise the air distribution to meet the vehicle owner's preferences perfectly using the supplementary accessories. It provides the option of concentrating all three air outlets in one place and directing them onto one single point or you could distribute the vents inside so that the air streams are directed to particular points, such as the dining or sleeping area.



Central solution

High-performance and efficient air distribution



All-round solution

Even air distribution in different parts of the vehicle


+ Required accessories for individual air distribution



Curve 90°, ø 60 mm
Ref. No. 9100300015



Air outlet grill kit
3-pieces, ø 60 mm
Ref. No. 9100300016



Rectangular air inlet grill
240 x 240 mm
Ref. No. 9100300017



Circular air inlet grill
2 pieces, ø 190 mm
Ref. No. 9100300018



Flexible hose
ø 60 mm x 10 m
Ref. No. 9100300019



NO LIMITS TO A PERFECT CLIMATE

OPTIONAL EXTRAS FOR DOMETIC AIR CONDITIONERS

The Dometic air conditioning range gives you all the freedom you need: it offers you a customised solution for any installation setup, any level of comfort at any budget. Furthermore, optional extras adapted to the system guarantee you complete independence from an external power supply. This way the appropriate Dometic generator takes over from the 230-volt mains when you want to get away from it all and a DC Kit also enables you to run your air conditioner on the 12-volt car battery even while you are driving.

Pleasant air without a mains supply – generators

Are you searching for solitude? Do you feel most relaxed when you're far away from the hustle and bustle of everyday life? No problem. A Dometic generator allows you to run your air conditioner wherever you are, even when no mains supply is available. The well-proven units are available in different performance ratings. Select the model that matches your system and then add a little extra capacity. Your mobile power station can also run tools and domestic appliances or charge the vehicle batteries.

Generators



Compatible with Dometic air conditioners

	TEC 29	TEC 29LPG	TEC 30EV	TEC 40D	T 2500H
FreshLight 1600	•	•	•	•	•
FreshLight 2200	•	•	•	•	•
FreshJet 1100	•	•	•	•	•
FreshJet 1700	•	•	•	•	•
FreshJet 2200	•	•	•	•	•
FreshJet 2600	•	•	•	•	—
FreshJet 3200	•	•	•	•	—
HB 2500	•	•	•	•	—
FreshWell 2000	•	•	•	•	•

POWER SOURCES FOR THE AIR CONDITIONER

- 230-volt mains at the campsite
- Off-mains power from a Dometic generator run on petrol, diesel or gas
- Mobile operation using DC Kit from the 12- or 24-volt vehicle battery



- +12 V cable
- Earth cable
- D+ generator
- Sensing cable
- 230 V cable

1. Roof air conditioner
2. Under-bench air conditioner
3. Charging current distributor
4. Inverter
5. Leisure battery
6. Generator
7. Additional battery
8. 230 V outside socket

DC Kits with charging current distributor: perfect energy management in mobile operation

Mobile climate solutions

Also operates while you are driving – DC Kits

Treat yourself to the DC Kit for your Dometic air conditioner, which lets you run it using the 12-volt car battery. Your living space can be air-conditioned even more if an extra person or dogs are travelling with you and when you get to your holiday destination, you can enjoy the perfect climate inside. The DC Kit also includes a charging current distributor with low-voltage protection, which ensures optimal energy efficiency while driving. It regulates the power distribution between the starter battery, supply battery and the generator and at the same time, it prevents the overloading of batteries or onboard electronics.

DC kits for 12- and 24-volt operation



DC Kit 1

DC Kit 2

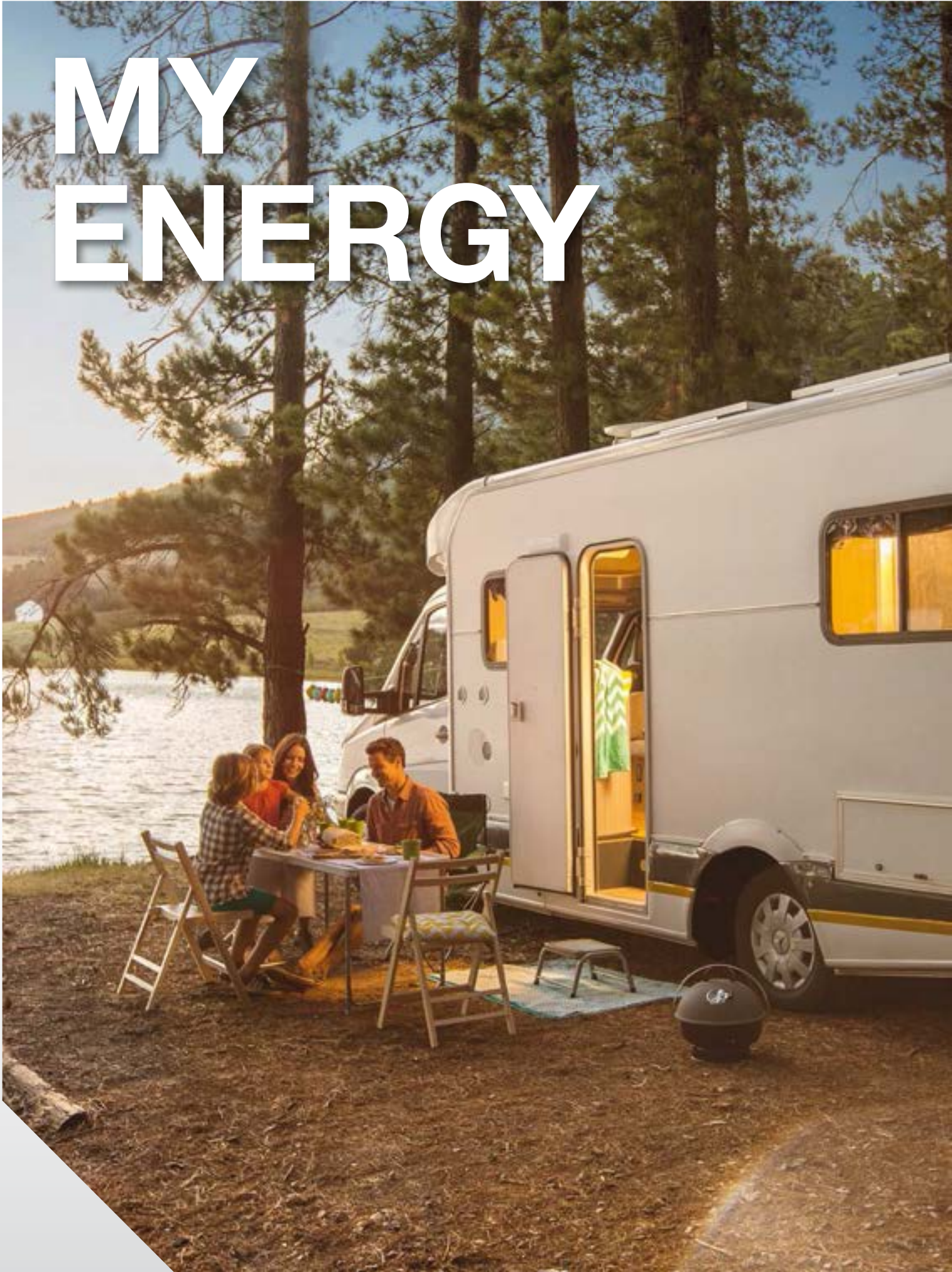
DC Kit 3 / DC Kit 5

DC Kit 4 / DC Kit 6

Compatible with Dometic air conditioners

FreshLight 1600	—	●	●	—
FreshLight 2200	—	●	●	—
FreshJet 1100	●	—	●	—
FreshJet 1700	—	●	●	—
FreshJet 2200	—	●	●	—
FreshJet 2600	—	—	—	●
FreshJet 3200	—	—	—	●
HB 2500	—	—	●	—
FreshWell 2000	—	—	—	—

MY ENERGY





MOBILE ENERGY SYSTEMS



Lithium ion battery	76
Battery controller	78
IU0U automatic chargers	80
Charging converters	86
Inverters	88
Sine wave inverter with integrated automatic charger	96
Generators	98
Technical data	222

A firm hold on power supply

Things which are fun and provide comfort need energy, which isn't in unlimited supply when travelling. Both skill and foresight are called for to use the capacity of the on-board supply and external energy sources optimally. Mobile energy systems by Dometic and WAECO will provide you with the support you need to ensure that you'll have the power your appliances need even in remote locations.



ENERGY AVAILABLE! WITH PROFESSIONAL ELECTRONIC ACCESSORIES

From chargers with inverters to mobile power supply

Enjoy all the comforts of home on the road. The Dometic WAECO "Mobile energy system" range has everything needed for a perfect power supply on the road. Sensationally light and compact IUOU battery chargers for example, which feature a BUS interface which make them easy to integrate with an intelligent battery management system. Also with the same compact design and outstanding performances as the sine wave inverters. Independence from mains or on-board supplies are also provided by five heavy-duty generators.



Lithium ion battery

Dometic eSTORE

The super-compact storage medium is up to 60% lighter and gives five times more charging cycles than conventional gel batteries. Also, charging is sensationally quick!



p. 76

Battery controller

Dometic MPC 01

Exact identification of load and charge currents, analysis of the current charge status of the battery/batteries. Can be upgraded to an intelligent battery management system by integrating the PerfectCharge battery chargers. The charging time in the system is reduced by up to 30%.



p. 78

Battery chargers

WAECO PerfectCharge

The latest charging technology, ultra-compact design: the WAECO PerfectCharge IU0U automatic chargers are compact, lightweight and very easy to install.



p. 80

Inverters

WAECO SinePower, PerfectPower, PocketPower

Versions from 100 – 3500 watts. The lightweight sine wave inverters are ideal for sensitive consumer units with high start-up currents. Tried-and-tested inverter models which provide modified sine wave voltage compliment the product range.



p. 88

Inverter with an integrated automatic charger

WAECO CombiPower

No more energy problems on campsites with low electrical circuit protection! This intelligent combination of inverter and battery charger compensates for the limited power capacity of external energy sources using battery power, and if needed, controls the complete power supply.



p. 96

Generators

Dometic Generators

The mobile power generators from Dometic ensure a power supply wherever there is no mains power available.



p. 98



NEW
Light, strong,
super-compact

3.48

NEW! Dometic eSTORE

Lithium ion battery, 100 Ah / 12 V
CAN bus based system, CIB-compatible

- Rechargeable lithium ion battery
- Up to 60% lighter than gel batteries
- 5 x more charging cycles
- Optimised charging in 1 – 3 hours, depending on the battery charger
- Maintenance-free
- Intelligent battery monitoring with the integrated battery management system (BMS)
- Overvoltage protection
- Monitors the battery temperature
- Ideal for complex power management configurations: up to 8 batteries can be connected in parallel (= 800 Ah)

Ref. No. 9102900224

DOMETIC ESTORE

POWER STORAGE MADE EASY

With the eSTORE lithium ion battery, Dometic provides camping and caravanning enthusiasts with an energy storage medium far superior to commonly used lead-acid or lead-gel batteries. It easily gives five times more charging cycles, is up to 60% lighter in weight and compact in size, too.

No maintenance, and no sulphate build-up either. Instead, sensationally fast charging: 1 – 3 hours on the mains hook-up or generator is enough to bring Dometic eStore back to full capacity.

The integrated battery management system (BMS) protects the battery from excessive charging currents, charging voltages or operating temperatures. It informs about the charging state and balances the battery cells.

Dometic's lithium ion battery is ideal for use in recreational vehicles and contributes to an unprecedented level of independence in terms of mobile energy supply.



High-quality lithium ion technology for perfect power management



1

2

3

4

5

6

eSTORE Interfaces

1. 2 x RJ45 eSTORE to eCORE communication
2. USB for Set up
3. Command for internal main switch
4. 3 Colour Status LED
5. Molex Minifit for CIB bus communication
6. 2 x RJ11 eSTORE to eSTORE communication



Dometic eSTORE

Dometic eSTORE

- Dimensions (W x H x D): 315 x 285 x 160 mm
- Weight: 17 kg
- Battery capacity: 100 Ah
- Battery voltage: 12 V DC
- Number of cycles: Up to 2000 (25°C, 80% DOD depth of discharge)
- Continuous output: 2000 W
- Charging time: 1:15 h (with Dometic eCore)
- Discharge temperature: -30 °C to 55 °C
- Charging temperature: -10 °C to +55 °C (< 0°C charging at max. 5 A, > 0°C charging at max. 40 A)
- Type of battery: Lithium-ion (LiFePO4)
- Protection rating: equivalent to IP 21
- Test marks: e-certified

Power supply under control



Dometic eSTORE ensures that everything works fine when you are on the go. And it can be recharged in no time at all if required!



MY BENEFITS

- Exact analysis of the battery charge status
- Time remaining when charging and discharging displayed
- Ideal enhancement for battery chargers
- Designed to integrate with potential future innovations
- No problems with enhancements – perfect basis for optimal battery management

**Precise
identification of
the battery
capacity**

DOMETIC MPC 01 INTELLIGENT BATTERY MANAGEMENT SYSTEM

How's the charge state of the battery going? The battery controller from Dometic can provide an exact analysis at any time. Voltage, current and temperature are identified by a battery sensor. The system calculates the available and dischargeable capacity as well as the charge status, and displays the remaining charging or discharging time.

All values are shown on the easy-to-read, self-explanatory display.

NEW! Dometic MPC 01

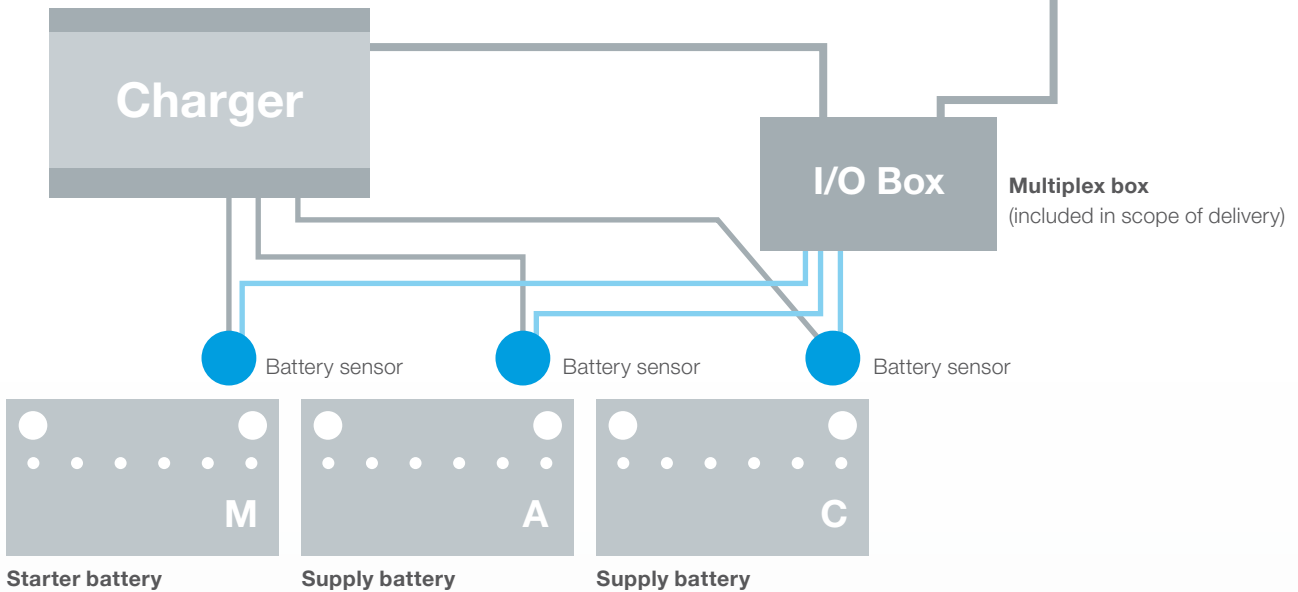
Intelligent battery management system with display and a battery sensor

- Input voltage: 8 – 16 volts
- Current consumption: 150 mA in display mode, 10 mA in standby mode
- CIS bus interface
- Three additional battery sensors (accessory) can be connected
- Display dimensions (W x H x D): 130 x 115 x 6 mm
- Installation frame dimensions (W x H x D): 150 x 136 x 16 mm (included in scope of delivery)

Ref. No. 9102500073



Dometic MPC 01



Mobile energy systems



“Intelligent” battery sensor

It doesn't miss a thing the intelligent battery sensor, which comes with the Dometic MPC 01, measures the effective current and voltage of the battery connected. It uses this to calculate the capacities and charge status. It ensures that when the battery is discharged or faulty, a warning and the command to disconnect it from the load circuit is issued.

Information and operating panel


The pleasingly self-explanatory display of the Dometic MPC 01 ensures all information on the status of up to four batteries can be called up any time. The various menus can be displayed by turning the rotary pushbutton. The menu displayed can be accessed at the touch of the button, allowing parameters to be changed.



Start display: enter the menus by turning the button



The current battery data: voltage, current, remaining operating time, capacity



Information on the battery charger connected: mains connection, charge current of 20 A



Display of the status of all batteries connected

TOP OF THE CHARGING TECHNOLOGY CLASS PERFECT IN EVERY DETAIL

Once again, our electronics specialists have succeeded in developing a new generation of take out battery chargers which will set standards on the market and point where the future is heading. It could not be gentler on the battery, while being equipped for every application, it is easy to use and boasts a variety of convenience functions – what more could you want?!

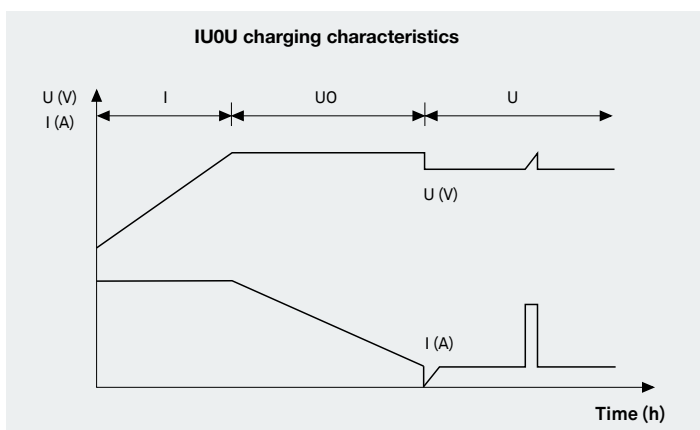
**Fast and
gentle
charging**



IU0U CHARGERS BY WAECO

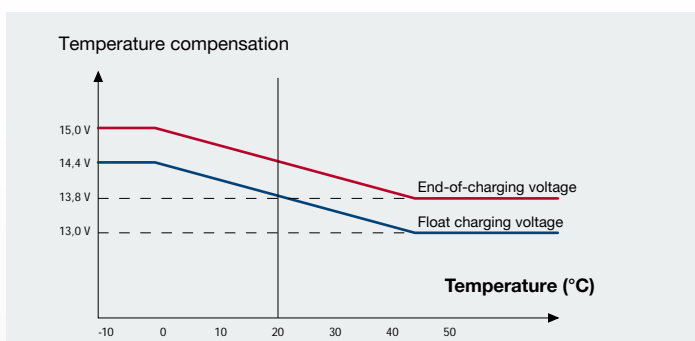
... GIVE YOUR BATTERIES A LONGER LIFE!

Starter batteries and supply batteries are designed for different tasks. To start the engine, starter batteries must initially supply a high current level and will then serve as an energy buffer with smaller partial cycles. Supply or on-board batteries, in contrast, are discharged at lower current levels over longer periods of time and then charged again. This means they are subjected to considerably higher loads. These special features must be factored into the charging technology to protect the batteries from damage and ensure they have a long service life. The IU0U battery chargers from WAECO PerfectCharge function using a unique six-stage charging cycle. They provide optimum charging for all gel, AGM and wet batteries, because they charge quickly and gently at the same time.



6-stage IU0U charging characteristics

- 1 **I-phase:** The discharged battery is charged with constant current until the battery voltage reaches the charge voltage.
- 2 - 4 **U0-phase:** 3-stage absorption charging phase with constant voltage (U0). The battery charge is determined within the first two minutes, after which the main charging phase follows. This ends when the battery is fully charged or the charge current is less than 1.5 A for 15 mins.
- 5 **U-phase:** The charger switches over to float charging.
- 6 **Conditioning:** Every 12 days, the charger switches back into phase I to revitalise the battery and prevent sulphation.



Temperature sensor/battery sensor

They are recommended when charging in highly varying or extreme ambient temperatures. This is because battery temperature determines the optimum charge voltage. This is reduced at high temperatures (battery gassing prevention), and increased accordingly at low temperatures (improved full charging).

Along with the temperature, the battery sensor determines other values which help the battery charger to optimise the charge process (battery terminal voltage, charge current, charge status). Voltage losses from the charge cables can therefore be compensated.

Two bus interfaces as series standard


This makes the WAECO PerfectCharge battery chargers optimally prepared for all current and future innovations from the caravan industry. Their bus compatibility makes connecting a battery sensor or integrating them into a management system, such as the MPC 01, particularly easy.

DIP switches

Four dip switches allow the optimum charging characteristics for the battery type connected (gel, AGM or wet battery) to be configured. Switchover and float voltage can be set in accordance with the battery manufacturer's specifications.

Digital interface

Interface for connecting an external functional control or an external switch, which can be used to switch the charger into sleep mode, for example.



With a bus interface



MY BENEFITS

- Compact design, light weight
- Series-standard bus interface
- 6-stage IU0U charging characteristics optimised for charging wet, gel and AGM batteries
- Compatible with the battery manager Dometic MPC 01
- Sleep mode function for quiet charging with half the charge power (which stops the fan running) – eg: at night or on campsites with low electrical circuit protection
- Remote control, Hella battery sensor and temperature sensor available as accessory

COMPACT, LIGHTWEIGHT, FAST TO INSTALL: 6-STAGE IU0U AUTOMATIC CHARGERS

PerfectCharge IU0U battery chargers from WAECO charge particularly gently and are optimally equipped for future innovations in the caravan sector. Thanks to a series-standard bus interface, they harmonise perfectly in bus systems used in the caravan industry. They are just as easily integrated into the battery management system Dometic MPC 01, which optimises the charging process and reduces the charging time by up to 30%.

With their low weight, ultra-compact design and practically placed screw connections, these cost-effective chargers can be installed quickly and hassle-free. Their suitability for use all over the world makes them interesting for frequent and world wide travellers. They feature an input voltage range of 110 – 230 volts and even charge reliably when the input voltage drops.

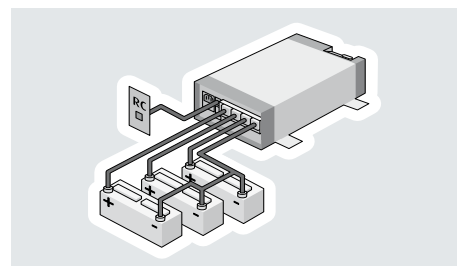
WAECO PerfectCharge battery chargers – perfect for your batteries

Why fully charging the battery regularly is important

Because there is no better way of caring for your batteries! It is a power accumulator with limited capacity which must recover 100% of the energy removed from it. Insufficient recharging will result in sulphating and therefore premature battery ageing. The PerfectCharge IU0U battery chargers ensure batteries are charged to 100% full. This, and the associated care, is something you should treat your battery to at least once a month.

Simultaneous charging of several batteries

When two or more batteries are used independently, the load on each of them will be different. They are then recharged accordingly by the PerfectCharge models which feature two or three charge outputs. While charging, the weaker battery is initially brought to the same charge level as the fuller one. It then continues charging both, or all three, batteries at the same voltage level until the end of the charging process.



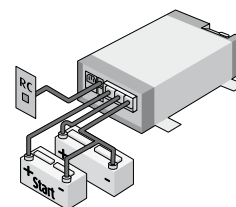
Charging of 1 battery + starter battery

3.16

WAECO PerfectCharge MCA 1215

- Battery output: One, plus 1 A output for a starter battery
- Recommended battery capacity: 40 – 170 Ah
- Max. charging current: 15 A
- Weight: approx. 1.6 kg

12 volts // Ref. No. 9102500027 // UK 9102500046



230 V › 12 V

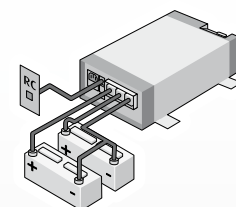
Charging of 2 batteries

3.16

WAECO PerfectCharge MCA 2415

- Battery output: Two
- Recommended battery capacity: 40 – 170 Ah
- Max. charging current: 12.5 A
- Weight: approx. 1.6 kg

24 volts // Ref. No. 9102500032 // UK 9102500051



230 V › 24 V

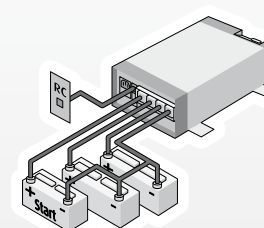
Charging of 2 batteries + starter battery

3.16

WAECO PerfectCharge MCA 1225

- Battery output: Two, plus 1 A output for a starter battery
- Recommended battery capacity: 75 – 300 Ah
- Max. charging current: 25 A
- Weight: approx. 1.7 kg

12 volts // Ref. No. 9102500028 // UK 9102500047



230 V › 12 V

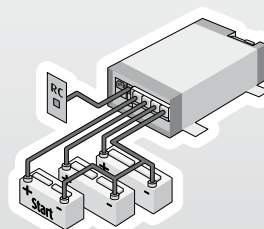
Charging of 2 batteries + starter battery

3.16

WAECO PerfectCharge MCA 1235

- Battery output: Two, plus 1 A output for a starter battery
- Recommended battery capacity: 100 – 400 Ah
- Max. charging current: 35 A
- Weight: approx. 1.9 kg

12 volts // Ref. No. 9102500029 // UK 9102500048



230 V › 12 V

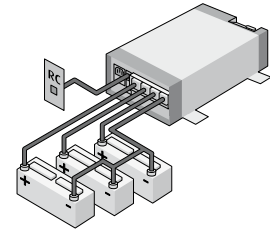
Charging of 3 batteries

3.16

WAECO PerfectCharge MCA 1250

- Battery output: Three
- Recommended battery capacity: 150 – 600 Ah
- Max. charging current: 50 A
- Weight: approx. 3.1 kg

12 volts // Ref. No. 9102500030 // UK 9102500049

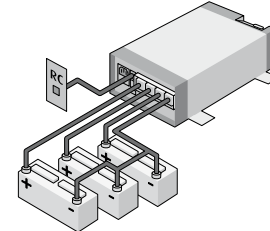
**230 V › 12 V****Charging of 3 batteries**

3.16

WAECO PerfectCharge MCA 1280

- Battery output: Three
- Recommended battery capacity: 200 – 800 Ah
- Max. charging current: 80 A
- Weight: approx. 4 kg

12 volts // Ref. No. 9102500031 // UK 9102500050

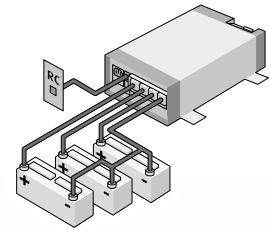
**230 V › 12 V****Charging of 3 batteries**

3.16

WAECO PerfectCharge MCA 2425

- Battery output: Three
- Recommended battery capacity: 75 – 300 Ah
- Max. charging current: 25 A
- Weight: approx. 2.9 kg

24 volts // Ref. No. 9102500033 // UK 9102500052

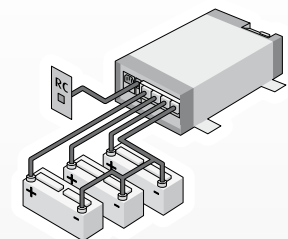
**230 V › 24 V****Charging of 3 batteries**

3.16

WAECO PerfectCharge MCA 2440

- Battery output: Three
- Recommended battery capacity: 100 – 400 Ah
- Max. charging current: 40 A
- Weight: approx. 3.9 kg

24 volts // Ref. No. 9102500034 // UK 9102500053

**230 V › 24 V****OUR TIP**

Enhance your WAECO PerfectCharge IUOU battery charger with customised accessory solutions and benefit from the perfection of your charging technology!



Accessories for PerfectCharge

Temperature sensor MCA-TS1 // Ref. No. 9102500036

Hella Sensor MCA-HS1 for 12 V // Ref. No. 9102500038

Remote control MCA-RC1 // Ref. No. 9102500037

3.16

MATURE IU0U CHARGING TECHNOLOGY AT ENTRY LEVEL PRICES

A model of success, featured in our product range for years. The reasonably priced PerfectCharge IU0U compact charger was designed for charging leisure batteries of up to 100 Ah. This makes it suitable for the battery in the aid of manoeuvring for example. With its large input voltage range, the charger effortlessly compensates for power fluctuations.

Advanced switch-mode technology ensures high energy efficiency.



MY BENEFITS

- Modified IU0U characteristics optimised for charging wet, gel and AGM batteries
- Prevents battery overcharging by limiting time of the U0 phase
- Fast charging despite mains fluctuations
- Can also be used as a mains supply unit

3.16

WAECO IU0U compact charger:
Fast and gentle charging for
supply batteries of up to 100 Ah



WAECO PerfectCharge IU812

IU0U automatic charger, 12 volts

Optimal charging technology for 12-volt wet, gel and AGM batteries

- For charging a battery
- Input voltage: 230 volts DC
- Input voltage range: 180 – 253 volts AC/50 – 60 Hz
- Nominal battery voltage: 12 volts DC
- End-of-charging voltage: 14.4 volts DC
- Float charging voltage: 13.6 volts DC
- Max. battery capacity: 100 Ah
- Max. charging current: 8 A
- Operating temperature: 0 °C to +50 °C

Ref. No. 9103555791



The IU charging converter is simply integrated into the wiring of the starter and leisure batteries. Raising the charging voltage to 14.2 volts, it ensures optimal charging during the drive.

The converter can be switched on or off by an external control signal, e.g. the D+ from the generator. You can also use a 12-volt switch. Moreover, the charging converter stabilises the voltage supply. This makes it ideal for sensitive 12-volt appliances (e.g. navigation systems, LCD monitors), which require a constant and stable voltage.

To benefit from the stabilising effect, the IU charging converter is integrated into the supply cord of the appliance. The unit compensates for over- and under-voltage in a range between 8–16 volts, thus preventing failure or damage to the appliance.

IU CHARGING CONVERTERS BATTERY RECHARGE ON THE MOVE

Many vehicle owners expect the electric generator to completely recharge leisure batteries during the drive.

When the battery is beginning to fail, however, they quickly realise it often doesn't work that way.

The reason is insufficient cabling (supply cables too long, cross section too small), as frequently encountered in caravans.

Electronics specialist WAECO has developed a neat solution for this problem: the PerfectCharge IU charging converter, which ensures optimal charging during the drive.

Available in three performance categories.

IDEAL FOR CHARGING THE LEISURE BATTERY WHILE DRIVING



WAECO PerfectCharge DC08



WAECO PerfectCharge DC20



WAECO PerfectCharge DC40

3.16

WAECO PerfectCharge DC08 / DC20 / DC40

Charging converters and battery chargers in three performance categories, 8 A, 20 A and 40 A

- Input voltage: 12 volts DC
- Input voltage range: 8–16 volts DC
- Output current: 8 A (DC08), 20 A (DC20), 40 A (DC40)
- Output voltage: 14.2 volts DC \pm 0.1 volts
- Energy efficiency: up to 87 %
- Ripple & Noise: 20 mA
- Weight: 0.75 kg (DC08), 1.2 kg (DC20), 2.1 kg (DC40)
- W x H x D: 115 x 70 x 100 (DC08), 115 x 70 x 160 (DC20), 115 x 70 x 270 (DC40)
- Test mark: e-approved to Automotive EMC Directive

DC08 // 8 A // 12 volts » 12 volts // Ref. No. 9102500055

DC20 // 20 A // 12 volts » 12 volts // Ref. No. 9102500045

DC40 // 40 A // 12 volts » 12 volts // Ref. No. 9102500056

MY BENEFITS

- Gives the battery a full charge while driving
- It stabilises voltage for sensitive 12-volt devices
- High energy efficiency
- Electrically isolated output voltage
- Clean output voltage
- Parallel operation possible
- Additional ON/OFF input





INVERTERS FROM XS TO XXL MOBILE “POWER SOCKETS”

Whether it's a car, motorhome or a boat – it makes sense to have 230 volts on board your leisure vehicle.

After all, enjoying your holiday means being able to use the electrical gadgets you are used to.

The problem is they work on 230 volt sockets. Here the vehicle battery or leisure battery can be the power source for the on-board system. How do you turn 12 or 24 volts DC into 230 volt AC? Quite simply: by using a WAECO inverter.

The comprehensive range of inverters has been tailored to suit a variety of applications. It takes in to account all your needs – whether all you need is a reasonably priced compact unit to run your laptop or if you are often on the road and would like to run your microwave or espresso machine using an inverter.

All units feature outstanding quality and a contemporary, user-friendly design.

Minimal power requirements for some electrical appliances

Device	Power rating	Quality of the output voltage
Coffee maker (filter)	800 – 1500 watts	modified sine wave voltage
Coffee maker (pads)	1200 – 1600 watts	pure sine wave voltage
Espresso Machine	1200 – 1600 watts	pure sine wave voltage
Microwave oven	1000 – 1600 watts	pure sine wave voltage
Toaster	1000 – 1500 watts	modified sine wave voltage
Kettle	1000 – 1500 watts	modified sine wave voltage
Reading lamp	50 – 100 watts	modified sine wave voltage
Energy-saving bulb	10 – 20 watts	pure sine wave voltage
Fluorescent tubes	50 – 100 watts	pure sine wave voltage
Audio/video device	100 – 200 watts	pure sine wave voltage
Laptop computer	100 – 200 watts	pure sine wave voltage
Power drill/circular saw	500 – 1500 watts	modified sine wave voltage
Vacuum cleaner	1000 – 1600 watts	modified sine wave voltage
Electric toothbrush	50 watts	pure sine wave voltage

Example:

- Largest appliance on board is a toaster with 1400 watts
- The technically most demanding appliance is an electric toothbrush with 50 watt output

Our recommendation:

A sine wave inverter with at least 1400 watts:
WAECO SinePower MSI 1812(T)

Alternatively:

WAECO PerfectPower PP2002 for the toaster and an additional sine wave inverter SinePower MSI 212 for the toothbrush

Pure or modified sine wave voltage?

Pure sine wave voltage

The voltage is precisely controlled by a microprocessor.

The result: a clean sine wave voltage, like that from a home power socket

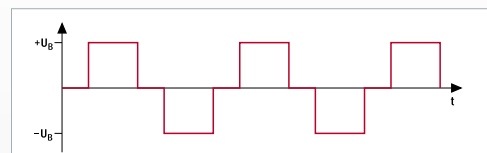
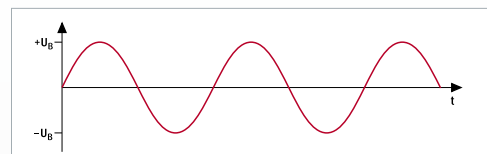
- **WAECO SinePower sine wave inverters (p. 90 – 92)**

Modified sine wave voltage

The voltage produces a stepped curve simulating a pure sine wave.

The result: an output voltage of stable amplitude and frequency

- **WAECO PerfectPower inverters (p. 93 – 94)**



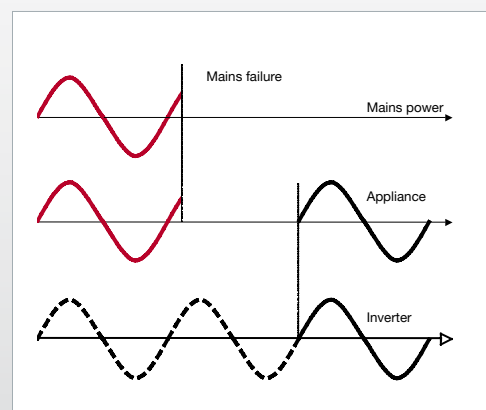
What are the advantages of a mains priority circuit with voltage synchronisation?

All larger inverters in the WAECO PerfectPower series feature an integrated mains priority circuit. This automatically gives priority to mains power as soon as it is available. Consequently, the inverter is switched off and the battery saved as soon as your boat or leisure vehicle has access to an external mains supply.

Mains priority circuit with voltage synchronisation

A technical highlight featured on all versions of the WAECO SinePower with 1800 watts or higher – as series-standard or as an optional extra. This is why many 230-volt consumer units depend on an uninterrupted power supply when connected.

Moreover, it is vital to ensure a “smooth” voltage switchover. This is exactly what the sine wave inverters provide. In these units, the inverter voltage is synchronised to match the mains voltage, and the switchover takes place in a fraction of a second.





**Lightweight
and
compact**

MY BENEFITS

- Very high peak output levels make it suitable for demanding consumer units with high start-up currents
- Extremely compact design, light weight
- Quick and easy installation
- Mains priority circuit integrated or as an optional extra

WAECO SINEPOWER: SINE WAVE INVERTERS WITH VERY HIGH PEAK OUTPUTS

WAECO SinePower sine wave inverters provide pure 230-volt AC voltage, allowing even highly-sensitive consumer units to be operated fault-free. A unique quality feature of the latest generation of inverters is the extraordinarily high peak outputs. The devices feature a sufficient bias, allowing them to effortlessly supply the high start-up currents of any consumer units connected. Other benefits: simple installation, ultra compact design, light weight – the inverters are easy to accommodate even in cramped conditions. The range of products spans cost-effective basic solutions with 900/1300 watts and without mains priority circuit, to two high-performance inverters with 2300/3500 watts, which feature an additional CAN bus interface. This allows, for example, up to three inverters to be connected in parallel – tripling the power.

VERSIONS WITHOUT MAINS PRIORITY CIRCUIT

If you don't require a mains priority circuit you can choose from three particularly cost-efficient SinePower models. If necessary, the priority circuit, available as an accessory, is easy to retrofit.



3.30

WAECO SinePower MSI 912 / MSI 924

- Continuous output: 900 watts
- Peak output: 1600 watts

MSI 912 // 12 volts // Ref. No. 9102600111 // UK 9102600033

MSI 924 // 24 volts // Ref. No. 9102600112 // UK 9102600034

3.30

WAECO SinePower MSI 1812 / MSI 1824

- Continuous output: 1800 watts
- Peak output: 3200 watts

MSI 1812 // 12 volts // Ref. No. 9102600115 // UK 9102600037

MSI 1824 // 24 volts // Ref. No. 9102600116 // UK 9102600038

3.30

WAECO SinePower MSI 1812T / MSI 1824T

- Continuous output: 1800 watts
- Peak output: 3200 watts

MSI 1812T // 12 volts // Ref. No. 9102600117 // UK 9102600039

MSI 1824T // 24 volts // Ref. No. 9102600118 // UK 9102600040

3.30

WAECO SinePower MSI 3512T / MSI 3524T

- Continuous output: 3500 watts
- Peak output: 6000 watts

MSI 3512T // 12 volts // Ref. No. 9102600121 // UK 9102600043

MSI 3524T // 24 volts // Ref. No. 9102600122 // UK 9102600044

3.30

WAECO SinePower MSI 1312 / MSI 1324

- Continuous output: 1300 watts
- Peak output: 2400 watts

MSI 1312 // 12 volts // Ref. No. 9102600113 // UK 9102600035

MSI 1324 // 24 volts // Ref. No. 9102600114 // UK 9102600036

3.30

WAECO SinePower MSI 2312T / MSI 2324T

- Continuous output: 2300 watts
- Peak output: 4000 watts

MSI 2312T // 12 volts // Ref. No. 9102600119 // UK 9102600041

MSI 2324T // 24 volts // Ref. No. 9102600120 // UK 9102600042

3.30

Accessories for MSI 912 bis MSI 3524T

Convenience remote control

Ref. No. 9102600001

Standard remote control

Ref. No. 9102600026



VERSIONS WITH MAINS PRIORITY CIRCUIT

All versions of the SinePower with a capacity of 1800 watts or more feature a mains priority circuit with voltage synchronisation, and the 2300/3500 watt models even feature a bus interface.



➤ Mains priority circuit for MSI 912 / 924 / 1312 / 1324

- For all inverters up to 1800 watts
- Designed for voltage distribution in vehicles with two potential sources of power

Ref. No. 9103556043 **Please note! Not suitable for use in the UK**



MY BENEFITS

- Extremely slim design, light weight
- Series-standard USB interface
- Easily accessible socket integrated in the upper housing
- Outstanding price-performance ratio
- MSI 212 / 224 with cigarette lighter socket



PURE SINE WAVE VOLTAGE AT A POWER PRICE

There is often just one single, and “modest” consumer unit on board which requires 230 volt AC voltage to run – a TV, the DVD player or a mobile phone charger. If this is the case, we recommend the MSI 212/224, or MSI 412/424, the two most compact WAECO SinePower models. They provide 150 and 300 watts of output respectively, a USB interface and a super slimline design at an unbelievably low price!



3.30

WAECO SinePower MSI212 / MSI224

- Continuous output: 150 watts
- Peak output: 300 watts

MSI212 // 12 volts // Ref. No. 9102600124 // UK 9102600139
MSI224 // 24 volts // Ref. No. 9102600125 // UK 9102600140

3.30

WAECO SinePower MSI 412 / MSI 424

- Continuous output: 350 watts
- Peak output: 700 watts

MSI412 // 12 volts // Ref. No. 9102600126 // UK 9102600141
MSI424 // 24 volts // Ref. No. 9102600127 // UK 9102600142



Optimal accessibility:
socket on the top of the
device



Main switch and USB port
5 V/2 A

With
priority circuit
for 230 volts



WAECO
PerfectPower
PP2002

MY BENEFITS

- Integrated mains priority circuit
- High peak output for especially powerful appliances
- Overload and short-circuit protection
- External on/off switch
- Output for remote control
- Individually adjustable clip-on mounts



Nice and neat: all
cables on the back



Front with input and
mains input fuse

HIGH-PERFORMANCE INVERTERS WITH MODIFIED SINE WAVE VOLTAGE

As real “power burners”, any filter coffee machines, toasters or vacuum cleaners on board can only be operated using a generously-dimensioned inverter; they do not, however, need pure sine wave voltage. They also function perfectly when powered by sine-like 230 volt AC voltage, which is what the two high-performance inverters from the WAECO PerfectPower series generate. Apart from premium quality, they also provide the user with innumerable convenience features. Mains priority circuit and soft-start, for example, which will even give power appliances a gentle jump start. This is in addition to cable organisers, exhaust air adapters, outputs for remote control and external switches and adjustable mounts.

3.18

WAECO PerfectPower PP 1002 / PP 1004

- Continuous output: 1000 watts
- Peak output: 2000 watts

PP 1002 // 12 volts // Ref. No. 9102600002 // UK 9102600003
PP 1004 // 24 volts // Ref. No. 9102600028 // UK 9102600004

3.18

WAECO PerfectPower PP 2002 / PP 2004

- Continuous output: 2000 watts
- Peak output: 4000 watts

PP2002 // 12 volts // Ref. No. 9102600027 // UK 9102600005
PP2004 // 24 volts // Ref. No. 9102600029 // UK 9102600006

3.30

Remote control

- MCR-9
- W x H x D: 58 x 72 x 28 mm
- Weight: 40 g
- Cable length: 7.5 m

Ref. No. 9102600026



More optional extras on p. 226

Mobile energy systems



230 volts
for many
commonly used
appliances

MY BENEFITS

- Suitable for appliances with PFC control
- Reverse pole protection by exchangeable fuses
- External on/off switch
- Individually adjustable clip-on mounts
- 12- or 24-volt cigarette lighter plug (PerfectPower PP 152 / PP 154)



Front:
Earthed safety socket and LEDs for function check



Mounting aid:
Individually adjustable clip-on mounts



Back: ON/OFF switch and outlet for an external ON/OFF switch

150 TO 550 WATTS: INVERTERS WITH MODIFIED SINE WAVE VOLTAGE

Three smaller inverters with continuous output of up to 550 watts round off the WAECO PerfectPower series. They also turn 12- or 24-volt battery voltage into a sine-wave-like 230-volt alternating voltage, which is sufficient for a multitude of applications. This high-quality generation of inverters has great potential. Take installation for instance: adjustable clip-on mounts allow for adaptation to individual needs. For those looking for extra convenience and prefer activating their inverter from the dashboard, there is an additional outlet for an external switch.

3.18

WAECO PerfectPower PP 152 / PP 154

- Continuous output: 150 watts
- Peak output: 350 watts
- 12- or 24-volt cigarette lighter plug

PP 152 // 12 Volt // Ref. No. 9105303791
Ref. No. UK 9105303792
PP 154 // 24 Volt // Ref. No. 9105303794
Ref. No. UK 9105303795

3.18

WAECO PerfectPower PP 402 / PP 404

- Continuous output: 350 watts
- Peak output: 700 watts

PP 402 // 12 Volt // Ref. No. 9105303796
Ref. No. UK 9105303797
PP 404 // 24 Volt // Ref. No. 9105303799
Ref. No. UK 9105303800

3.18

WAECO PerfectPower PP 602 / PP 604

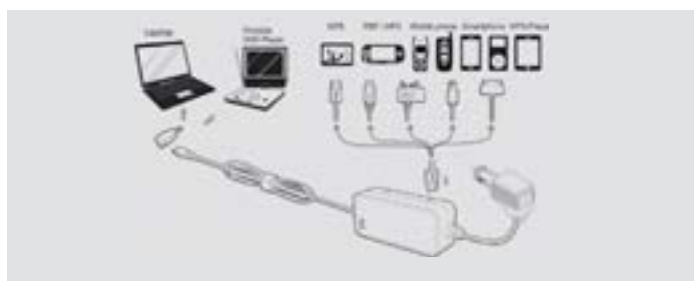
- Continuous output: 550 watts
- Peak output: 1100 watts

PP 602 // 12 Volt // Ref. No. 9105303801
Ref. No. UK 9105303802
PP 604 // 24 Volt // Ref. No. 9105303804
Ref. No. UK 9105303805



MY BENEFITS

- Ideal for mobile operation of small appliances and laptops
- Lightweight and compact design
- USB charger connection; PocketPower LC with additional micro-USB connector for charging other portable digital devices simultaneously
- Automatic voltage identification and adaptation with the PocketPower LC



FOR SMALL CONSUMER UNITS AND LAPTOPS: MINI INVERTER AND BATTERY CHARGER

When the electric razor or camera battery dies when you are on the road, recharging them using the on-board battery is a super practical alternative. The very reasonably priced mini inverter WAECO PocketPower SI 102 is suitable for 12-volt vehicle batteries, supplying small consumer units with a sine-wave-like AC voltage. The universal battery charger WAECO PocketPower LC also reveals a whole host of other uses. You can entrust it with laptops made by all leading manufacturers and at the same time, other mobile appliances such as phones, smart phones, DVD players, GPS systems, etc. The compact universal chargers can identify the device connected, adapting the charge voltage accordingly.

3.29

WAECO PerfectPower SI 102

- Modified sine wave voltage
- Continuous power: 100 watts
- Peak power: 200 watts
- Mounting bracket
- Euro socket
- Weight: 282 g
- W x H x D: 67 x 43 x 125 mm

Ref. No. 9105303816



3.29

WAECO PerfectPower LC

- Output power: 90 watts
- 13 adapters for more than 400 different laptops
- Automatic identification of the correct charge voltage
- USB port plus micro-USB cable for charging mobile phones simultaneously
- Patented adapter plug system
- Automatic overvoltage and low voltage protection
- Weight: 255 g
- W x H x D: 124.8 x 50 x 31.5 mm

Ref. No. 9102500022





Innovation

COMBIPOWER FEATURES

- 1) Battery + connection
- 2) Battery – connection
- 3) Outputs for temperature sensor
CAN bus, RS232, remote control
- 4) DIP switches for configuration
- 5) Separate starter battery
connection +5 A
- 6) ON/OFF switch
- 7) Outputs for 12/230 volts
- 8) Cable fixing bar
- 9) GND connection



UPS function

WAECO COMBIPOWER – SINE WAVE INVERTER AND AUTOMATIC CHARGER IN ONE

Problems with limited mains supply on campsites or parking spaces? The new WAECO CombiPower puts an end to this stress, and instead offers maximum independence in terms of power supply. The intelligent combination of inverter and automatic charger monitors the input mains voltage and reacts to the specific situation. This is how it supports the limited power capacity of external energy sources using battery power (PSF). If the external power source fails altogether, the inverter switches on automatically (UPS function) and supplies the appliances connected with pure sine wave voltage.

6-step, gentle recharging and adaptive power distribution for the battery charger:

Its charging power depends on the preset current limiter and on the effective 230-volt consumption.

Power sharing

- Charging current regulation allowing for the preset current limiter and the effective 230-volt power consumption.

Generator function

- For example, when starting the air conditioner – should more energy be required than the individually adjustable mains input fuse permits, it is obtained from the battery.

UPS function – Uninterrupted power supply

- If the external power source fails, the inverter supplies the appliances which are connected to the power support output. The devices connected to the power sharing output switch off. The operating time of the inverter can be limited to prevent unintentional discharge of the battery.



The compact device is perfectly equipped for installation: Mounting rails on the right and left, each with two pre-drilled holes, all connections are easily accessible.

The control unit/remote control is installed separately.

WAECO CombiPower 2012 / 2024

Sine wave inverter with integrated automatic charger, 12 or 24 volts/2000 watts. Boosts the external mains powers supply with energy from the battery

- Weight: 14 kg
- W x H x D: 490 x 145 x 285 mm

Sine wave inverter

- Input voltage: 12 volts or 24 volts
- 2000 watts continuous power
- 3000 watt peak output for 3 sec. for high start-up power
- Automatic earthing for the function of an RCD circuit breaker

Automatic charger

- Charging voltage: 30–100 A, adjustable
- Transfer current: 50 A (230 volts)
- 6-step charging characteristics with conditioning function
- 2nd charger output for starter battery 5 A

Interfaces

- CAN bus for power management
- Remote control
- RS232
- Battery temperature sensor
- External fault contact

2012 // 12 volts // Ref. No. 9102600104

2024 // 24 volts // Ref. No. 9102600105



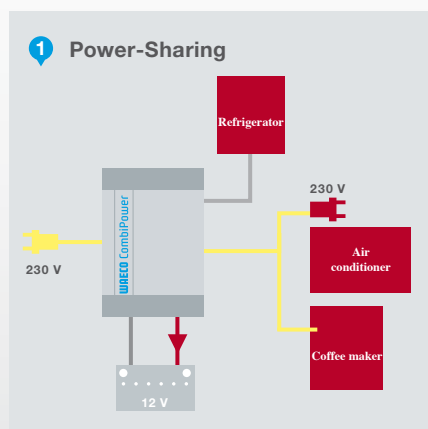
Remote control

Included in delivery

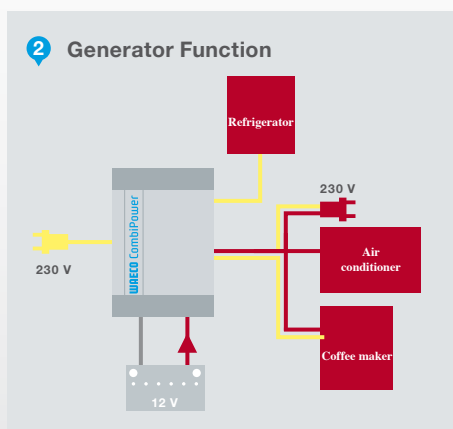
- W x H x D: 92 x 30,5 x 92 mm
- Cable length: 7.5 m

- 1) 2-line display
2) Function LED displays
3 + 4 + 5) Program menu buttons

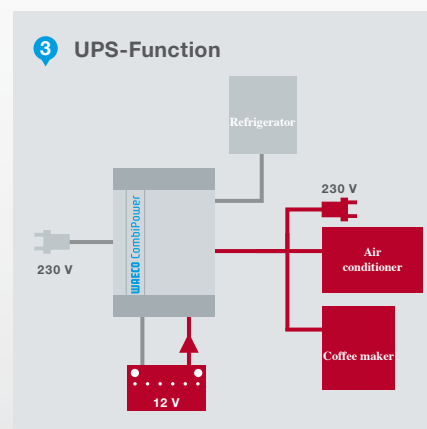
Examples of application situations



Connected to an external power source, which supplies all 230-volt appliances with power. The supply battery is charged simultaneously.



Connected to an external power source with insufficient capacity to supply the three appliances when switched on. The integrated inverter supplies the additional capacity required to operate the appliances.



No external power connection. CombiPower obtains the power for the connected appliances from the battery. The integrated inverter converts it into pure 230-volt AC.



MY BENEFITS

- High continuous output
- Suitable as a power source for Dometic air conditioners and sensitive electronic appliances
- Remote control included
- TEC models: Autostart function for automatic battery recharging
- Pure 230 volt sine wave output voltage
- Low noise level
- Low fuel consumption

DOMETIC GENERATORS – ENJOY YOUR INDEPENDENCE!

Dometic generators ensure a reliable power supply wherever mains power is unavailable. This makes them a must-have accessory for outdoor enthusiasts seeking maximum freedom and independence.

High performance, modest fuel consumption and excellent product quality are the hallmarks of the entire range. Running on petrol, diesel or LPG, the tried and tested generators provide 230-volt power for use on the road or at the campsite. Ideal for operating your air conditioner when there's no mains hook-up around, they will also supply your kitchen gadgets, office equipment or power tools. All versions of the TEC feature an additional convenience feature: the autostart function. When it is activated, these generators start running automatically if the battery voltage is insufficient and charge it up again.

The compact units can be installed in the flooring or in a storage compartment accessible from outside.

Operation using the remote control included with each generator is also possible.

Unleaded petrol generators:



Dometic TEC 29

2.6 kW generator for 230 volts AC, fuelled by petrol

- Output voltage 230 volts AC $\pm 1\%$ (continuous) / pure sine wave voltage \sim
- Continuous output: 2600 watts, top performance: 2900 watts
- Weight: 44 kg

Ref. No. 9102900200



Dometic T 2500H

2.0 kW generator for 230 volts AC, fuelled by petrol

- Output voltage 230 volts AC $\pm 10\%$ (continuous) / pure sine wave voltage \sim
- Continuous output: 2000 watts, top performance: 2200 watts
- Weight: 50 kg

Ref. No. 9102900005

LPG generator:



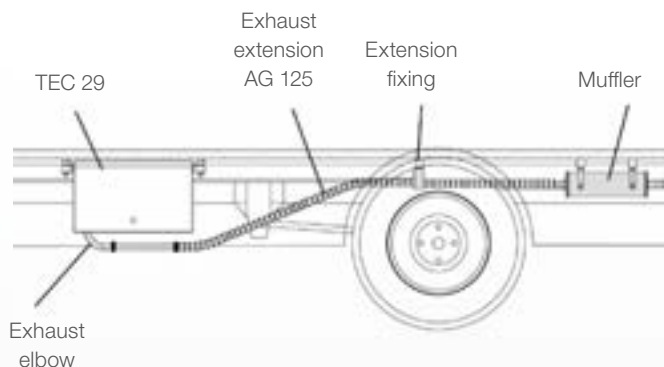
Dometic TEC 29LPG

2.6 kW generator for 230 volts AC, fuelled by liquefied petroleum gas

- Output voltage 230 volts AC $\pm 1\%$ (continuous) / pure sine wave voltage \sim
- Continuous output: 2600 watts, top performance: 2900 watts
- Weight: 44 kg

Ref. No. 9102900179

Example of exhaust installation of TEC 29



Use the flexible metal hose (2 metre come as standard together with the silencer) to mount the exhaust pipe. Further exhaust extension AG 125 is optional. All items shown are in scope of delivery of TEC 29 / TEC 29LPG.

Diesel generators:



Dometic TEC 30EV

2.5 kW generator for 230 volts AC fuelled by diesel

- Output voltage 230 volts AC $\pm 1\%$ (continuous) / pure sine wave voltage
- Continuous output: 2500 watts, top performance: 2900 watts
- Weight: 70 kg

Ref. No. 9102900033



Dometic TEC 40D

3.5 kW generator for 230 volts AC fuelled by diesel

- Output voltage 230 volts AC $\pm 1\%$ (continuous) / pure sine wave voltage
- Continuous output: 3500 watts, peak output: 3900 watts
- Weight: 96.5 kg

Ref. No. 9102900201



MY SAFETY

MOBILE SAFETY SOLUTIONS



Reversing cameras	104
Navigation systems + reversing cameras	106
Moniceiver + reversing cameras	109
Monitors	112
System configurator	114
Accessories for reversing video systems	116
Parking aid	117
Gas detector / safe / safety net	118
Cruise controls	120
Technical data	230

A byword for reliability!

Feeling free means living without fear. You can rest assured a safety system, which has been tailored to your requirements, will take care of your worries. Reversing video systems allow your vehicle to complete every reversing manoeuvre without incident. Cruise controls help you avoid speeding tickets. Gas detectors and safes protect you and your valuables from attack.

NEW

Navigation system



WAECO PerfectView
NAV 944



P. 106

SAFETY ASSISTANT ON BOARD

THREE SOPHISTICATED VERSIONS

Driving a motorhome is highly involved – the driver has to find the best route and sights in unknown territory, search for suitable caravan sites and navigate their valuable vehicle safely through winding backstreets or into narrow parking spaces.

Support is needed – from mobile video systems by WAECO that can be installed with ease.

The classic reversing video systems enable you to manoeuvre your vehicle stress-free, and they already pay for themselves the first time damage is avoided. Driving is even more convenient when WAECO reversing cameras are combined with motorhome navigation from Blaupunkt or the new WAECO moniceiver. Safe manoeuvring, entertainment, navigation – the systems versions are available not only for larger recreational vehicles but can also be customised for panel vans.



With shutter

**12 MONTHS
FREE
MAP UPDATE!**

**WITH
CAMPSITE
DATABASE**




REVERSING CAMERA + COMBI-PARTNER

MOBILE VIDEO SYSTEMS FROM WAECO

One of seven WAECO reversing cameras is always there for you – whatever system version you choose. Assistance depending on your needs: a WAECO monitor, one of two moniceivers or a navigation system from Blaupunkt.

1



NEW


Navigation with entertainment and reversing camera:

The recreational vehicle or car navigation system from Blaupunkt provides maps for 44 countries in Europe and access to the promobil campsite database. By combining the Blaupunkt naviceiver with a WAECO camera, you get a reversing video function on top.

- Large 6,2" and 6,8" TFT displays
- 12 months free map update

P. 106

2




NEW

Entertainment with reversing camera:

Here you can choose from two moniceivers, which create a great atmosphere on board and play back the pictures the reversing camera "captured" when manoeuvring. The WAECO moniceiver has proven itself as an inexpensive entry-level solution. Enhanced comfort is provided by the new moniceiver from Blaupunkt, which can easily be upgraded with a recreational vehicle or car navigation system.

P. 109

3



NEW

Classic reversing camera system:

One out of seven WAECO reversing cameras, combined with one of the new, elegant monitors which now offer even more comfort features. In this way you can create reversing solutions to match the driver's needs and the vehicle.

P. 112

Mobile safety solutions

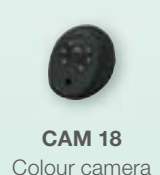


These seven cameras make any system version possible and are also available individually.

Cameras for close and long range vision

Extremely compact cameras

Special camera for panel vans





REVERSING CAMERAS, THAT WON'T MISS A THING

WAECO PerfectView cameras are also available separately and can be combined with nearly all (fitted) sat-navs. With the added bonus of a reversing video function! The high-quality video camera is ready to start shooting as soon as it is switched on. It functions flawlessly, even after cold nights or on chilly winter days. Waterproof housing, approved to IP 68 standards, ensures that rain and splash water can do no harm to the high-quality devices.


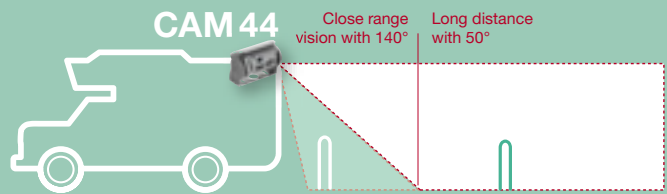
CAMERAS FOR CLOSE AND LONG RANGE VISION

Close range vision while manoeuvring and Long range vision while driving



Our TIP

Superior technology:
Two lenses for close and long range vision



With shutter

- A** Motor-operated cover protects against dirt
- B** Long range vision with 50°
- C** Close range vision with 140°
- D** The LEDs were placed separately to avoid reflections

3.19

WAECO PerfectView CAM 44

Small twin colour camera with shutter and extra-wide picture angle

- Colour CMOS camera (PAL) with LED
- Large picture angle in close range (140° diagonal)
- Telefunction in long range (50° diagonal)
- Operated via the two camera inputs in the monitor
- Automatic, motor-operated camera cover
- Microphone
- Distance marks in reversing mode
- Incl. connection box AMP 100

Ref. No. 9102000062



3.19

NEW! WAECO PerfectView CAM 604

Compact 2-step zoom colour camera for optimal close and long range vision

- Largest diagonal picture angle: 153° diagonal in close range, 83° in long range
- Operation via the two camera inputs of the monitor
- Replaces the inside rear-view mirror if required
- Separate IR-LEDs for optimal night-time vision
- Temperature-controlled heater
- Integrated microphone
- Replaceable stone chip protection screen (IP 69K)
- Incl. connection box AMP 100

Ref. No. 9102000057

COMPACT CAMERAS FOR RECREATIONAL VEHICLES



3.19

3.19

3.19

WAECO PerfectView CAM 18

Flexible colour ball camera

- Picture sensor: 1/4" CMOS sensor (PAL)
- Picture angle: 120° diagonal
- 6 LEDs for improved night vision
- Microphone
- Can also be used as a side camera
- Protection class: IP 68
- Incl. adapter cable

Ref. No. 9102000103

WAECO PerfectView CAM 50C / 50CW

Small and flat colour camera

- Colour CCD camera (PAL) with LED
- Anodised and powder-coated housing
- Microphone
- Temperature-controlled heater
- Electronic brightness adjustment
- LDR-controlled IR LEDs
- Wide-angle lens with large picture angle (120° diagonal)
- Incl. adapter cable

silver // Ref. No. 9102000022

white // Ref. No. 9102000043

WAECO PerfectView CAM 80CM

Small colour shutter camera with a 145° picture angle

- 1/3" colour CCD camera (PAL) with LED
- Factory pre-mirrored
- Automatic, motor-operated camera cover to protect the lens from dirt
- Ideal for mounting areas that are high up or difficult to access
- Microphone
- Temperature-controlled heater
- Electronic brightness adjustment
- LDR-controlled IR LEDs
- Wide-angle lens with large picture angle (145° diagonal)
- Incl. connection box AMP 100

Ref. No. 9102000023

All cameras also for retrofitting on existing navigation systems!

SPECIAL CAMERA FOR PANEL VANS



For panel vans

3.19

WAECO PerfectView CAM 29BK

Colour cylinder camera, integrated in a brake light console

- Colour cylinder camera (PAL), 1/4" CMOS
- Wide-angle lens with large picture angle (150° diagonal)
- For FIAT Ducato X250, X290 and its sister models
- Installed in the original brake light
- Water-proof equivalent to IP 68
- Housing can be painted
- Incl. adapter cable

Ref. No. 9102000076



MY BENEFITS

- Blaupunkt naviceiver Columbia 945 in one package with a WAECO reversing camera
- Android operating system, just like on your tablet or smart phone
- Capacitive Silk Vision display (anti-reflex)
- Prepared for DAB radio system
- Parrot Bluetooth hands-free kit
- Excellent audio and reception quality
- Rear seat entertainment
- Four USB ports
- Wi-Fi (USB dongle included)

A NAVICEIVER FOR PROFESSIONALS

WAECO PERFECTVIEW NAVIGATION AND ENTERTAINMENT PLUS REVERSING SAFETY

Premium quality and plenty of comfort features – this state-of-the-art configuration leaves nothing to be desired. The new Blaupunkt naviceiver Columbia 945 provides a vast array of media options. Available with recreational vehicle or car navigation, and of course with a WAECO reversing camera, which converts the naviceiver into a safety assistant.



The high-end model for every type of vehicle



3.22



As easy to use
as a smart phone
thanks to Android
operating system

NEW! Blaupunkt Columbia 945

- 2 DIN multimedia navigation with 6.8" Silk Vision TFT display
- FM, MW, LW tuner, 50 station presets
- Maps for 44 European countries
- 12 months of free map updates
- Promobil campsite software
- Prepared for compatible DAB receivers
- Infrared remote control included



Accessory:
DAB retrofit kit for digital radio reception
in areas with DAB coverage

Ref. No. 9103534009

NAVICEIVER COLUMBIA 945

COMFORT AND SAFETY AT ITS BEST

1

Design and look

- High-quality finish and attractive design
- Large, capacitive 6.8" Silk Vision touch display



5

Internet

- Access to the internet via Wi-Fi (USB dongle included) or smart phone (tethering must be supported)

2

Operation

- New, future-proof Android operating system
- Intuitive control, as you are accustomed to from your smart phone
- Apps and downloads via App Store possible



6

Radio and sound

- Optimal radio reception with the latest high-end Blaupunkt tuner generation
- Parametric 5-band equaliser
- Powerful amplifier with 4 x 50 watts max. output

3

Driving comfort

- Excellent readability in all light conditions (anti-reflex technology)
- High-quality PARROT™ Bluetooth hands-free kit
- Additional display can be connected, optionally with identical display as that on the main screen



7

Additional features and functions

- Mirror MODE*: full mirroring and operation of the connected smart phone on/ via the Columbia display
*requires additional HDMI cable

4

Navigation

- Latest navigation software incl. promobil campsite software
- Optionally available for cars or for larger motorhomes, depending on the camera configuration
- 12 months of free map updates included



8

Media player

- Playback of your audio and video files in the common formats
- Possible sources: smart phone, USB flash drive or hard drives, micro SDHC card



The following WAECO reversing cameras can be combined with Blaupunkt Columbia.
The optimal solution for you can be quickly and easily found with the help of the system configurator (p. 114/115).

Cameras for close and long range vision



CAM 604

Colour zoom camera



CAM 44

Colour twin camera



CAM 50C / 50CM

Colour camera



CAM 80CM

Colour shutter camera

Extremely compact cameras



CAM 29BK

Especially for panel vans

Special camera for panel vans



MY BENEFITS

- Blaupunkt naviceiver Los Angeles 530 in one package with a WAECO reversing camera
- Excellent audio and reception quality
- 10-band equaliser
- Capacitive Silk Vision display (anti-reflex)
- Bluetooth 2.0 / smart phone compatible
- Integrated hands-free kit with access to telephone directory

ENTRY-LEVEL NAVICEIVER

WAECO PERFECTVIEW NAVIGATION AND ENTERTAINMENT PLUS REVERSING SAFETY

This new configuration is another exclusive offer from WAECO. It provides ample performance at a fair price. The Blaupunkt moniveiver or naviceiver Los Angeles 530 is available with a recreational vehicle or car navigation system. A WAECO reversing camera to fit the driver and the vehicle adds the finishing touch.



The new all-in-one model for every type of vehicle



Excellent audio and reception quality

3.22

NEW! Blaupunkt Los Angeles 530

- 2-DIN multimedia naviceiver with 6.2" touch screen TFT display
- FM and MW Tuner with 30 station presets
- Maps for 44 European countries
- 12 months of free map updates
- Promobil campsite software

NAVICEIVER LOS ANGELES 530

BRAND NAME QUALITY AT A GOOD PRICE

1

Design and look

- High-quality finish and attractive design
- Large, capacitive 6.2" digital touch screen display



4

Driving comfort

- Excellent Bluetooth hands-free kit



2

Operation

- Well proven, clearly structured operator guidance
- Infrared remote control included



5

Radio and sound

- Radio reception at its best with the latest high-end Blaupunkt tuner generation
- Parametric equaliser
- Powerful amplifier with 4 x 45 watts max. output



3

Navigation

- Latest navigation software incl. promobil campsite software
- Optionally available for cars or for larger motorhomes, depending on the camera configuration
- 12 months of free map updates included



Also available as a moniceiver:

3.22

NEW! Blaupunkt Los Angeles 530

- 2 DIN multimedia moniceiver or naviceiver with 6.2" touch screen TFT display
- High-end tuner FM, MW, LW with excellent reception, 30 station presets and access to traffic services
- Integrated DVD/VCD/CD/MP3/WMA player
- Bluetooth hands-free kit with access to telephone directory
- Input for reversing camera
- Navigation can be added with navigation retrofit kit GPS 10 or GPS 20

Navigation can be added with ease!

Retrofit kit for motorhomes (GPS 20) and panel vans (GPS 10). Both including promobil campsite database and free map update. GPS 20 additionally takes the vehicle dimensions into account.

GPS 10 // Ref. No. 9103534000

GPS 20 // Ref. No. 9103534001



The following WAECO reversing cameras can be combined with Blaupunkt Los Angeles.

The optimal solution for you can be quickly and easily found with the help of the system configurator (p. 114/115).

Cameras for close and long range vision



CAM 604

Colour zoom camera



CAM 44

Colour twin camera



CAM 18

Colour camera

Extremely compact cameras



CAM 50C/50CW

Colour camera



CAM 80CM

Colour shutter camera

Special camera for panel vans



CAM 29BK

Especially for panel vans



MY BENEFITS

- Moniceiver WAECO MC 402 – ideal entry-level model for onboard entertainment
- Fits dual DIN slot
- Can be used stand-alone or with a reversing camera
- Bluetooth 2.0 / smart phone compatible
- Integrated hands-free kit with access to telephone directory



WAECO MONICEIVER + CAMERA

ENTERTAINMENT WITH REVERSING SAFETY

This inexpensive moniceiver offers well proven WAECO quality. It combines the functions of a car radio with those of a DVD / VCD / DivX®/CD / MP3 / WMA player. Upgraded with a reversing camera it will also make manoeuvring safer. When reverse gear is engaged, the display shows the situation around the vehicle.



The entry-level model: moniceiver from WAECO

3.22



**WAECO
moniceiver
also available
separately**

WAECO PerfectView MC 402

- 2 DIN moniceiver with 6.2" monitor, touch screen display and input for a reversing camera
- VHF/MW RDS tuner with 30 station presets and access to traffic services
- Integrated DVD / VCD / DivX® / CD / MP3 / WMA player
- Bluetooth audio streaming
- Preparation for compatible DAB receivers

Ref. No. 9102100024

WAECO PERFECTVIEW MC 402

UPGRADABLE MULTIMEDIA SOLUTION

1

Design and look

- High-quality finish and attractive design
- Large, capacitive 6.2" digital touch screen display



4

Driving comfort

- Excellent Bluetooth hands-free kit



2

Operation

- Well proven, clearly structured operator guidance
- Infrared remote control included



5

Radio and sound


- Radio reception at its best with the latest high-end Blaupunkt tuner generation
- Parametric equaliser
- Powerful amplifier with 4 x 45 watts max. output



3

Medioplayer

- Integrated DVD / VCD / DivX® / CD / MP3 / WMA player



The following WAECO reversing cameras can be combined with Blaupunkt Los Angeles. The optimal solution for you can be quickly and easily found with the help of the system configurator (p. 114/115).

Cameras for close and long range vision



CAM 604

Colour zoom camera



CAM 44

Colour twin camera



CAM 18

Colour camera



CAM 50C/50CW

Colour camera



CAM 80CM

Colour shutter camera



CAM 29BK

Especially for panel vans



MY BENEFITS

- Super-flat, elegant design
- Digital LCD technology
- Optimum picture quality even at low temperatures
- LED background illumination
- Three camera inputs: 2 + 1 with signal recognition

FIRST-RATE PICTURE QUALITY

THE NEW, ULTRA-SLIM MONITORS

The new WAECO PerfectView monitors differ only in their size and are included in all classic WAECO PerfectView reversing camera systems. Their resistance against the typical rigours of daily use – vibration, shock, moisture, temperature fluctuations – has been proven in the toughest tests. The bright, high-contrast display is pleasant to the eye, and easy to read in all light conditions.

The monitors provide three camera inputs, one of them with signal recognition.
A second camera (e.g. a side camera) can be switched on via the indicator light.



Flat-screen monitors: Partners for the reversing camera



3.19

NEW! WAECO PerfectView RVS monitors 5" and 7"

- With digital LCD panel
- LED background illumination
- Optimum picture quality even at low temperatures
- Three camera inputs, input three with signal recognition
- Normal or mirrored picture function
- Picture settings can be saved for each camera input
- Elegant monitor base with concealed cable routing
- Option to switch on e.g. a side camera via the indicator light
- Automatic recognition of a trailer camera

WAECO PERFECTVIEW RVS MONITORS


APPROVED QUALITY AND LOTS OF COMFORT



1

Design and look

- Super-slim construction
- Perfectly matches the vehicle interior
- Available with 5" or 7" LCD display



5

Technology

- Digital LCD monitor with LED backlighting for flicker-free image display
- High resolution for highly detailed images



2

Operation

- Intuitive menu guidance
- Illuminated keys
- Day/night switching



6

Connection

- Lockable pin-and-socket connectors – approved according to IP 67



3

Picture quality

- Bright, high-contrast display
- Excellent readability in all light conditions (Anti Reflex Technology)



7

Hidden cable routing

- Hidden installation of the monitor cable under the monitor stand prepared



4

Handling

- Precisely adjustable ball mount for optimal positioning



The following WAECO reversing cameras can be combined with Blaupunkt Columbia.
The optimal solution for you can be quickly and easily found with the help of the system configurator (p. 114/115).

Cameras for close and long range vision



CAM 604

Colour zoom camera



CAM 44

Colour twin camera



CAM 50C / 50CW

Colour camera



CAM 80CM

Colour shutter camera



CAM 29BK

Especially for panel vans

YOUR SYSTEM CONFIGURATOR

MULTIMEDIA/NAVIGATION/REVERSING SAFETY

Cameras for close and long range vision

Camera in the brake light for Fiat Ducato



CAM 604
Compact 2-step zoom colour camera for optimal close and long range vision

CAM 44
Small twin colour camera with shutter and extra-wide picture angle

CAM 29BK
Colour cylinder camera, integrated in a brake light console

Programme

Vehicle types

Specially for recreational vehicles

Especially for panel vans

NAVICEIVER

Naviceiver Columbia 945
Ref. No.  

PerfectView NAV 964
9103531028

PerfectView NAV 944
9103531032

PerfectView NAV 960
9103531033

Naviceiver Los Angeles 530
Ref. No.  

PerfectView NAV 864
9103531015

PerfectView NAV 844
9103531011

PerfectView NAV 860
9103531029


MONICEIVER

Moniceiver Los Angeles 530
Ref. No.  

PerfectView MC 864
9103531016

PerfectView MC 844
9103531003

PerfectView MC 860
9103531025

Moniceiver WAECO PerfectView MC402
Ref. No. 

PerfectView MC 464
9103531017

PerfectView MC 444
9101900072

PerfectView MC 460
9103531021

MONITORS

7" Monitor WAECO PerfectView
Ref. No.  

PerfectView RVS 764
9101900079

PerfectView RVS 794
9101900061

-

-

5" Monitor WAECO PerfectView
Ref. No.  

-

-

PerfectView RVS 594
9101900002

PerfectView RVS 565
9101900036

Your mobile video system from WAECO will accompany you for many years to come. Therefore, it is worthwhile to choose it with care. The system configurator assists you in finding a custom-fit solution for you and your vehicle. It shows you, at a glance, which system versions are available.

Extremely compact cameras



<p>CAM 18 Flexible colour ball camera</p>	<p>CAM 50C Small and flat colour camera</p>	<p>CAM 50CW Small and flat colour camera</p>	<p>CAM 80CM Small colour shutter camera with a 145° picture angle</p>
--	--	---	--

Specially for recreational vehicles

<p>– –</p>	<p>PerfectView NAV 950 (silver) 9103531035</p>	<p>PerfectView NAV 950W (white) 9103531036</p>	<p>PerfectView NAV 980 9103531037</p>
<p>PerfectView NAV 818 9103531026</p>	<p>PerfectView NAV 850 (silver) 9103531008</p>	<p>PerfectView NAV 850W (white) 9103531009</p>	<p>PerfectView NAV 880 9103531010</p>
<p>PerfectView MC 818 9103531022</p>	<p>PerfectView MC 850 (silver) 9103531000</p>	<p>PerfectView MC 850W (white) 9103531001</p>	<p>PerfectView MC 880 9103531002</p>
<p>PerfectView MC 418 9103531018</p>	<p>PerfectView MC 450 (silver) 9101900069</p>	<p>PerfectView MC 450W (white) 9101900074</p>	<p>PerfectView MC 480 9101900070</p>
<p>– –</p>	<p>PerfectView RVS 750N 9101900092</p>	<p>PerfectView RVS 750NW 9101900089</p>	<p>PerfectView RVS 780 9101900084</p>
<p>– –</p>	<p>PerfectView RVS 550N 9101900090</p>	<p>PerfectView RVS 550NW 9101900088</p>	<p>PerfectView RVS 580 9101900040</p>

Mobile safety solutions



ACCESSORIES FOR WAECO PERFECTVIEW REVERSING VIDEO SYSTEMS

VIDEO SPLITTER AND DIGITAL RADIO LINK

Video splitter for up to 4 cameras

- Displays the video images from up to 4 connected cameras on one monitor
- Automatic operation and camera switch-on times adjustable
- Cameras separately adjustable; automatic saving of the last setting
- Not suitable for CRT systems

Digital radio link for transmitting video and audio signals

- Uninterrupted transmission
- Transmission distance of up to 120 m, line of vision
- Reception delay under 200 ms
- Frame rate max. 30/s
- Simultaneous operation of up to 6 radio links possible
- Waterproof IP 65




3.19

WAECO PerfectView VS 400

Video splitter for up to 4 cameras

- Operating voltage: 12 to 32 V DC
- Camera inputs: 4-channel AV input
- Operating temperature: -30 °C to 60 °C
- Dimensions (WxHxD): 155 x 35 x 135 mm
- Scope of delivery: Video splitter with supply cable (1.0 m), operating manual

Ref. No. 9102200044



3.19

WAECO PerfectView VT 100DIG

Digital radio link for transmitting video and audio signals

- Operating voltage: 12 to 36 V DC
- Current consumption: 1 A
- Operating temperature: -20°C to 60°C
- Transmission rate: 6 mbit/s
- Resolution: D1, switch-on time: 3 s, video code: MP4, audio codec: MP3, 1 channel, channel changing rate: 1200/s
- Antenne: Patch-Antenne
- Scope of delivery: Transmitter + receiver, operating manual

Ref. No. 9102200116



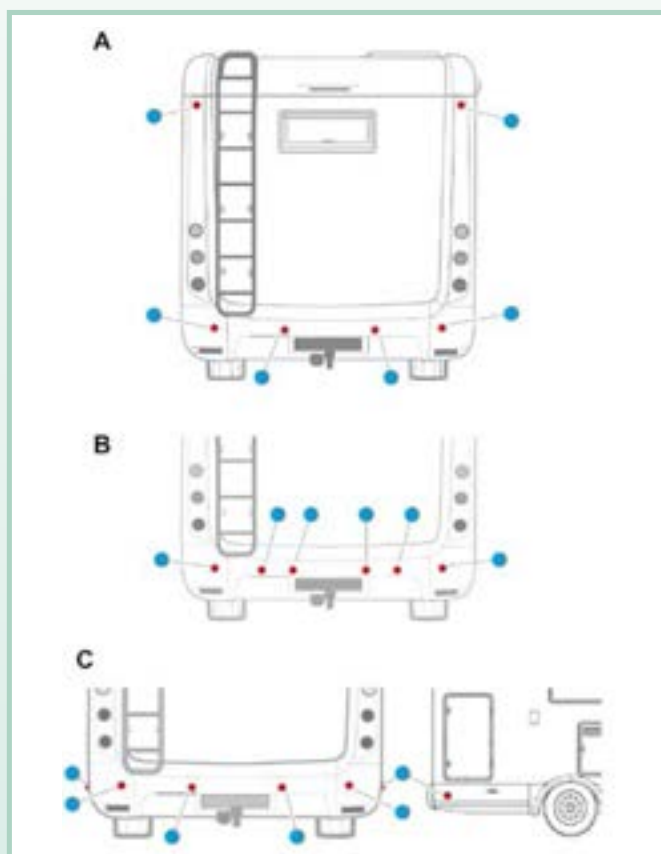
MY BENEFITS

- Perfect installation result
- Range up to approx. 3 m
- Safe and secure up to the top: sensors on the upper rear warn against treetops or low gateways
- Manual switching between two stop zones (e.g. bike rack folded in or folded out)
- Operation with tow-bar possible
- Ideal for extra tall or wide vehicles

6 SENSORS SEE MORE: PARKING AID FOR MOTORHOMES

Manoeuvring a motorhome into a narrow parking space is not an easy task, because it is usually taller, wider and more cumbersome than a car. This is why Dometic's new parking aid MWE 7006 comes with a total of six digital sensors, which allow three different mounting options. Depending on the type of vehicle the parking aid not only secures the lower rear but also the top rear as well as the sides. When measuring the distance it also takes mounted structures into account, e.g. a tow-bar. When a bike rack is used the system can be switched between two stop zones, depending on whether the rack is extended or retracted. Easy parking for all RV enthusiasts!

Installation options



Ideal for tall or wide vehicles



3.07

Dometic MWE 7006

Parking aid for motorhomes with 6 sensors

- Highly compact, digital sensors (18 mm)
- Perfect installation result
- 3 mounting options
 - A: Bumper (4) + top rear (2)
 - B: Bumper (6)
 - C: Bumper (4) + sides (2)
- Parameter Programming System (PPS)
- Two adjustable stop zones (manual switch-over possible)
- Acoustic warning function
- Range up to approx. 3 m
- Sensor sensitivity can be set in 3 steps
- Operation with tow-bars possible
- Ideal for extra-tall or extra-wide vehicles

Ref. No. 9101500065

NO WORRIES ABOUT DANGEROUS GASES!

How do you know if gas from an on-board supply has leaked into your vehicle? Probably only when it is too late ... The WAECO MagicSafe MSG 150 gas detector protects you. It reliably detects the presence of narcotic gases in the atmosphere and immediately triggers the alarm: the integrated buzzer emits an audible signal and the red LED flashes. Simultaneously, the output relay is switched on. It can be used to activate external alarm units up to 10 A. You can silence the audible alarm by pressing a button. The same button can be used to start the sensor's function test. Any system failure will be immediately indicated.

The sensor detects narcotic gases based on ether, chloroform, butane, ethane and trichlorethene. It automatically adjusts to the room atmosphere.

3.08

WAECO MagicSafe MSG 150

Gas detector 12 and 24 volts

- Detects all common narcotic gases
- As a stand-alone device or in combination with the MagicSafe MS 650, MS 660 and MS 670 alarm systems
- Audible and visual alarm signals
- Self-cleaning gas sensor

Ref. No. 9103555858

Optional extras


External siren (12 V) // Ref. No. 9101600008



**Detects
all common
narcotic
gases!**

DOMETIC SEITZ SAFETY NET

Children love jumping and hopping on the bed. With this safety net, you can rest assured that they will be safe. It is attached to the slatted base with four screws and with two straps on the ceiling and can be dismantled in a matter of seconds.



3.42

Dometic SEITZ safety net

- Meets the standards of the automobile industry
- For heights of up to 900 mm
- Available in two standard sizes

1500 x 580 mm // Ref. No. 9104100231

1800 x 580 mm // Ref. No. 9104100232

A SAFE BET

FOR STORING YOUR VALUABLES

Where do you place passports, money, watches and jewellery when you go to the beach or go into town? Dometic equips hotels all over the world with room safes. The 310C safe is a security concept that has been especially designed for your recreational vehicle. Compact steel cabinet, door with 19 mm thick steel bolts, proven mechanical locking system give thieves no chance. This relatively light Dometic safe can be installed horizontally or vertically. Protect your valuables before it's too late!

MY BENEFITS

- Door locking with two 19 mm steel pivots
- High-quality manufacturing for maximum security
- Horizontal or vertical installation
- Mechanical locking system
- Easy key operation

Under lock
and key



Mobile safety solutions

3.34




Dometic Safe 310C

Safe with mechanical locking system

- Volume: 9 litres
- Weight: 7.4 kg
- Steel wall thickness: door: 5.0 mm, cabinet: 2.0 mm
- Steel bolts: 2 x 19 mm
- W x H x D: 310 x 165 x 235 mm

Ref. No. 9106600543



Optional extras

Fixing kit // Ref. No. 9106600005



**Analogue and
CAN bus
connection**

MY BENEFITS

- For vehicles with electronic accelerator
- Vehicle-specific design, also available for many vehicles with a **CAN bus**
- Two control elements to choose from

MAINTAIN AND RESTRICT SPEED AUTOMATICALLY

The MagicSpeed cruise control takes the pressure off the driver on long stretches by automatically keeping the chosen speed constant. This enables you to avoid speeding – safely and conveniently. The vehicle can still accelerate for overtaking. The MagicSpeed MS880 is suitable for all vehicles with an electronic accelerator, as well as for analogue connection and CAN bus. Depending on the type of vehicle, you can choose from two different operating elements.

Note: The vehicle-specific cable set for installing the MS880 is ordered separately.

3.06

WAECO MagicSpeed MS880

Comfort cruise control with speed limiter function

- For vehicles with electronic accelerator
- Set speed and reset previous speed
- Fine speed adjustment (tap up, tap down)
- Adjusts itself automatically to the vehicle parameters (speed signal and sensitivity)
- Acoustic and visual self diagnosis
- ON/OFF
- Easy installation with vehicle-specific cable sets
- **Prerequisites for installation:**
12 V vehicle electrics, electronic accelerator, electric speed signal or revs signal (only for vehicles with manual transmission), vehicle-specific cable set required

MagicSpeed MS880 (vehicle-specific cable sets see p. 121)

Ref. No. 9101400078



Signal amplifier
Ref. No. 9103555857

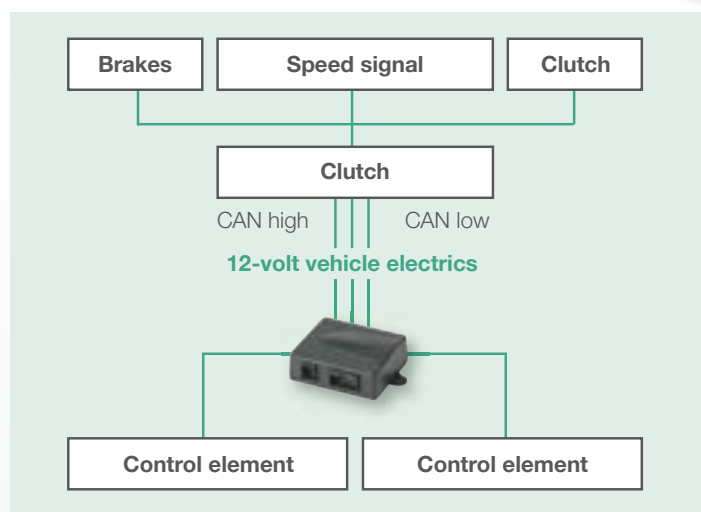
Control elements for MagicSpeed MS 880

3.06

Control lever to be fitted on the steering column

- Attractive design in original equipment quality
- Easy installation on the steering column (left), inclination variable with angle disks
- ON/OFF button with status display in the steering column arm
- Fine speed adjustment (tap up, tap down)

MS-BE4 // Ref. No. 9103555853



3.06

Control lever to be fitted on the steering column

- Cross control (push/pull/up/down)
- Memory for two speeds
- With "Cancel" function"
- Easy installation on the steering column (left or right)

MS-BE7 // Ref. No. 9101400068



MS 880 Vehicle-specific complete sets, pre-programmed ready for use

3.06

Model	Ref. No.	CAN bus connection
FIAT Ducato 250, 2006 to 06/2011, incl. accelerator cable set 9101400029 and control element MS-BE4, pre-programmed software, vehicle-specific operating instructions	9101400065	•
FIAT Ducato 250 3.0 TDi, 06/2011 to 2014, incl. accelerator cable set 9101400032 and control element MS-BE4, pre-programmed software, vehicle-specific operating instructions	9101400066	•

Cable sets for MagicSpeed MS880

3.06

Model	Ref. No.	CAN bus connection
CITROËN Jumper, from 2006	9101400029	•
FIAT Ducato 244, up to 2006 (not for 250 model built 2006 or later)	9101400030	–
FORD Transit from 2006 (not for vehicles with 10-pin plug)	9101400048	•
	9101400079	•
IVECO Turbo Daily, 2006	9101400029	–
MERCEDES-BENZ Sprinter, from 2006	9101400056	•
PEUGEOT Boxer, to 2006	9101400030	–
	9101400029	•
RENAULT Master, 2003 to 2009	9101400034	•
	9101400043	•
	9101400030	–
VOLKSWAGEN Transporter T5, petrol version, 2003 – 2008	9101400047	–
	9101400030	•
	9101400030	•

Further models (e.g. for caravan towing vehicles) available on request or by visiting www.dometic.eu/rv

SAFETY ASSISTANT ON BOARD





Mobile safety solutions

MY COMFORT



Dometic awning video

The QR code links you directly to the video




MOBILE COMFORT SOLUTIONS



Awnings	128
Accessories for awnings	148
Window solutions / Hekis	156
Roller blind systems / fly screens	168
Optional accessories	173
Vacuum cleaners	178

Creating a home

How do I make the place of comfort, the place for me to really relax? Most of the time, it's the simple things that make all the difference. Windows for fresh air and light. An inviting awning, perfect shade, ambience lighting – Dometic helps to make life in your recreational vehicle more comfortable and mobile.



NEW

Comprehensive awning range



P. 128



LIGHT, AIR, SHADE AND MORE CUSTOMISED COMFORT

Mobile comfort by Dometic – custom solutions for recreational vehicles

It doesn't take much for motorhome and caravan enthusiasts to feel happy once they are on the move. They seek to live at one with nature, to enjoy light and fresh air even inside their rolling home. Dometic's diverse window solutions are just the thing. Look at the facts: 70% of all European motorhome manufacturers install them. Protection from too much sunlight, insects or prying eyes? Dometic has a comprehensive range of awnings and roller blinds waiting for you. Our vast and diverse accessory range provides convenient solutions to such necessary chores as vacuum cleaning or drying the linen.



Awnings



Motor or manual operation

RV awnings for wall and roof mounting

The significantly extended range of Dometic awnings provides tailor-made solutions for every demand and for all vehicle lengths. Wall and roof mounted lightweight awnings.

Electric models that need no support legs, or manual awnings with support legs and the option to retrofit a motor. A comprehensive range of accessories complements the offer.

p. 128

Roof lights/window solutions/accessories



Hekis, hinged and sliding windows

Dometic window systems are used as original fittings – an excellent reference. They offer high functionality, are top quality and simple to operate.

p. 156

Roller blinds and fly screens



Darkening and fly screen systems

Both reliable protection from prying eyes and thermal insulation. For windows and roof openings in all standard sizes.

p. 168

Optional accessories



Service hatches, clothes driers and cleaning accessories

Extendable clothes drier with sturdy clothes rack. Weatherproof service hatches for horizontal and vertical installation without screws.

p. 173

Cleaners



NEW

A complete cleaning set

This is all it takes to do all cleaning tasks on board with ease: cleaners for everything from refrigerators and stainless steel surfaces to grills and awnings. Powerful and gentle at the same time.

p. 176

Vacuum cleaners



NEW

Vacuum cleaner system and battery vac

Easier on the budget and easier to use than its predecessor model: the vacuum cleaner system for concealed installation. The battery vac provides cordless operation.

p. 178



**Awning out,
enjoy
the view!**

TAILOR-MADE AWNING SOLUTIONS FROM DOMETIC FOR ROOF OR WALL MOUNTING








DOMETIC PERFECTWALL / PERFECTROOF

Small or big caravan, motorhome or campervan, wall or roof awning: Dometic has a tailor-made awning solution for every demand.

Comfort enthusiasts are likely to opt for a legless 12-volt model, which slides out at the push of a button. Those who prefer crank operation will pick a classic awning with support legs. The offer includes awnings from 2.60 m up to 6.0 m long, with attractive cloth colours and various housing colours to match the design of the recreational vehicle.

THE PERFECT AWNING

FOR EVERY TYPE OF VEHICLE

Dometic awning solutions	Recreational vehicle			Features			
							
	Motorhome	Caravan	Van	Length	Extension	Housing colour	Motor



ROOF MOUNTING

Dometic PerfectRoof PR 4500 // without support legs (see p.130)	●	●	●	up to 5.0 m	up to 2.5 m	white, silver, anthracite	12 volts
Dometic PerfectRoof PR 2500 // with support legs (see p.132)	●	●	●	up to 6.0 m	up to 2.75 m	white, silver, anthracite	optional
Dometic PerfectRoof PR 2000 // with support legs (see p.134)	●	●	●	up to 4.0 m	up to 2.5 m	white, silver, anthracite	–



WALL MOUNTING

Dometic PerfectWall PW 3500 // without support legs (see p.136)	●	●	–	up to 5.0 m	up to 2.5 m	white, silver, anthracite	12 volts
Dometic PerfectWall PW 1750 // with support legs (see p.138)	●	●	–	up to 4.0 m	up to 2.5 m	white, silver	optional
Dometic PerfectWall PW 1500 // with support legs (see p.140)	●	●	–	up to 6.0 m	up to 2.75 m	white, silver, anthracite, champagne, opale	optional
Dometic PerfectWall PW 1000 // with support legs (see p.142)	●	●	–	up to 4.5 m	up to 2.50 m	white, silver	–

The item numbers for the awnings and accessories can be found in the attached product list.



**Awnings
without
support
legs!**

12-VOLT ROOF AWNING WITHOUT SUPPORT LEGS

DOMETIC PERFECTROOF PR 4500

A touch of a button is enough to extend the Dometic PerfectRoof PR 4500. It's worth it, even for short stops on the journey.

This awning does its job without any support legs required; it uses a heavy-duty, patented arm joint instead.

The benefit: complete freedom of mobility, all of the space under the awning roof can be used. The PR 4500 is especially suitable for panel vans based on Fiat Ducato, and also for all camper vans that allow roof mounting.

It is a perfect choice for tall vehicles, too, because there's no need to turn a crank.

3.42



Accessories p. 148 – 155

- Light LK 120
- Shade View
- Side panel SP 22
- WeatherKit
- Sun & Rain Protector Front
- Wall switch




PRODUCT HIGHLIGHTS

DOMETIC PERFECTROOF PR 4500

- Ready for immediate use – simply extend and relax
- No support legs – all of the space in front of the vehicle can be used
- Integrated, high-performance 12-volt motor with minimal energy consumption
- Adjustable inclination angle
- Extremely heavy-duty, patented arm joints
- Back impulse - Tensions the cloth directly after being extended.
- Lengths up to 5.0 m, extension up to 2.5 m
- Integrated wind sensor
- Awning cloth made of one whole piece
- Many adapters available (see p. 144)


Dimensions

Length (m)	Extension (m)	Motor	Weight (kg)	Length (m)	Extension (m)	Motor	Weight (kg)
2.60	1.75	12 V	27.5	4.77	2.50	12 V	48.5
3.12	2.25	12 V	31.0	5.04	2.50	12 V	50.5
3.69	2.50	12 V	33.8				
4.04	2.50	12 V	37.0				



No support legs

No time-consuming set-up, more space and freedom to move outside the vehicle



Full-length installation rail

Easy assembly and extra stability



Remote control

At the touch of a button:
Shade within seconds



Wind sensor

Retracts the awning automatically when the wind starts to blow, protecting it from damage



Integrated 12-volt motor

With minimal energy consumption




Arm joint

Extremely heavy-duty, key to the comfortable use without support legs

Cloth colours

The awning cloth is made from hard-wearing Vinyl Breeze material with a transparent acrylic coating.



Silver
Breeze



Blue
Breeze

Housing colour

The Dometic PerfectRoof PR 4500 awning is available in three housing colours.



white



silver



anthracite



THE CLASSIC ROOF AWNING WITH SOME EXTRAS ON TOP

DOMETIC PERFECTROOF PR 2500

For longer vehicles (4.50 m and beyond) there is no lighter and more compact roof awning around than the Dometic PerfectRoof PR 2500. Its roof-mounted housing does not affect the vehicle's aerodynamics. End caps made of 100% aluminium make the awning extra-resistant to shock and impact. Patented locks on both sides of the front rail ensure perfect closing as well as additional safety while driving. The fast and smooth running gear is operated with a telescopic crank, which can easily be adapted to various vehicle heights.

Alternatively, you can opt for a fully integrated motor (230 V or 12 V) with manual override for emergency operation.

3.42



Accessories p. 148 – 155

- Camp Room
- Sun & Rain Protector
- LED light
- ShadeView
- Side panel SP22

PRODUCT HIGHLIGHTS

DOMETIC PERFECTROOF PR 2500

- Aluminium end caps, resistant to shock and impact
- Patented locks on both sides of the front rail – for perfect closing
- High-quality awning cloth made of one piece – no welding seam
- Support legs with patented Easy Lock Flipper – no accidental dropping possible
- Lengths from 3.5 m up to 6.0 m – also with 2.75 m extension
- Many adapters available (see p. 144)

Dimensions

Length (m)	Extension (m)	Weight (kg)	Length (m)	Extension (m)	Weight (kg)
3.50	2.50 / 2.75	27.0	5.00	2.50 / 2.75	36.0
3.75	2.50 / 2.75	28.0	5.50	2.50 / 2.75	40.0
4.00	2.50 / 2.75	30.0	6.00	2.50 / 2.75	44.0
4.50	2.50 / 2.75	33.0			

The awnings can also be supplied with 12-volt motor, 230-volt motor, LED light integrated in the retractable arm and with a 2.75 m extension.



Lightweight

The lightest roof awning in the length category of 4.50 m and beyond



Telescopic crank

For operation of the very smooth running gear



Patented Easy Lock

For hassle-free and safe fastening of the support legs



Aluminium end caps

Even better resistance to shock, impact and weather



LED light in retractable arm

– optional

Not only creates a pleasant atmosphere, but is also bright enough to be used for reading as required



Fully integrated motor

– optional

Completely integrated, does not extend the housing. 12-volt or 230-volt model with remote control.

Cloth colours

The awning cloth is made from hard-wearing Vinyl Breeze material with a transparent acrylic coating.



Grey Waves



Blue Waves



White Sand



Horizon Grey



Horizon Blue

Housing colour

The Dometic PerfectRoof PR 2500 awning is available in three housing colours.



white



silver



anthracite



The most compact roof awning on the market

THE POPULAR BASIC MODEL FOR ROOF MOUNTING

DOMETIC PERFECTROOF PR 2000

Its compact dimensions and light weight make the Dometic PerfectRoof PR 2000 a perfect roof-mount solution for panel vans and smaller caravans. It even leaves room on the roof for other accessories (solar panels, etc.) Moreover, it comes at a very attractive price while providing all important Dometic features, e.g. the seamless, high-quality awning cloth. Operation is with a fix crank; the support legs are neatly stowed in the front rail and can be easily folded out by a spring lock. A wide choice of adapters makes the awning fit for nearly all types of vehicles.

3.42



Accessories p. 148 – 155

- Camp Room
- Sun & Rain Protector
- ShadeView
- Side panel SP22
- LED light

PRODUCT HIGHLIGHTS

DOMETIC PERFECTROOF PR 2000

- Light weight and compact dimensions
- Ideal for panel vans and small caravans
- Plastic end caps
- High-quality awning cloth made of one piece – no welding seam
- Support legs with patented Easy Lock Flipper – no accidental dropping possible
- Lengths from 2.65 m up to 4.0 m, extension up to 2.5 m
- Many adapters available (see p. 144 – 145)

Dimensions

Length (m)	Extension (m)	Weight (kg)	Length (m)	Extension (m)	Weight (kg)
2.65	2.00	18.0	3.75	2.50	27.0
3.00	2.50	21.0	4.00	2.50	28.0
3.25	2.50	22.0			
3.50	2.50	24.0			



Compact housing

25% smaller and more compact housing when compared with competitor products



Patented Easy Lock

For hassle-free and safe fastening of the support legs




Favourable price & high quality

All important Dometic features at competitive prices!



Cloth colours

The awning cloth is made from hard-wearing Vinyl Breeze material with a transparent acrylic coating.



Grey Waves

Horizon Grey

Horizon Blue

Housing colour

The Dometic PerfectRoof PR 2000 awning is available in three housing colours.



white

silver

anthracite



**Awnings
without
support
legs!**

12-VOLT WALL AWNING WITHOUT SUPPORT LEGS

DOMETIC PERFECTWALL PW 3500

The electric wall awning slides out as soon as the first sun rays appear and then closes back in again when you set out to continue the journey after a short stop. A touch of a remote button is enough for either function. When the wind starts to blow the Dometic PerfectWall PW 3500 retracts automatically thanks to the integrated wind sensor, so it can be left unattended for a while. Like with the sister model, the roof awning PerfectRoof PR 4500, there are no support legs, all of the space under the awning roof can be used.

3.42



Wall mounting

Accessories p. 148 – 155

- MyRoom
- Sun & Rain Protector
- Wall switch
- LED light
- Shade View
- Side panel SP 22
- WeatherKit




PRODUCT HIGHLIGHTS

DOMETIC PERFECTWALL PW 3500

- Ready for immediate use – simply extend and relax
- No support legs – all of the space in front of the vehicle can be used
- Integrated, high-performance 12-volt motor with minimal energy consumption
- Adjustable inclination angle
- Extremely heavy-duty, patented arm joints
- Lengths up to 5.0 m, extension up to 2.5 m
- Integrated wind sensor
- Awning cloth made of one whole piece – no seams
- Many adapters available (see p. 144 – 145)


Dimensions

Length (m)	Extension (m)	Motor	Weight (kg)	Length (m)	Extension (m)	Motor	Weight (kg)
2.57	1.75	12 V	24.5	4.74	2.50	12 V	43.3
3.09	2.25	12 V	27.5	5.01	2.50	12 V	45.7
3.51	2.50	12 V	28.8				
4.01	2.50	12 V	32.6				



No support legs

No time-consuming set-up, more space and freedom to move outside the vehicle



Full-length installation rail

Easy assembly and extra stability.



Remote control

At the touch of a button: Shade within seconds



Wind sensor

Retracts the awning automatically when the wind starts to blow, protecting it from damage.



Integrated 12-volt motor

With minimal energy consumption



Arm joint

Extremely heavy-duty, key to the comfortable use without support legs.

Cloth colours

The awning cloth is made from hard-wearing Vinyl Breeze material with a transparent acrylic coating.



Silver
Breeze



Blue
Breeze

Housing colour

The Dometic PerfectWall PW 3500 awning is available in three housing colours.



white



silver



anthracite



Roller blind in
the front rail

WALL AWNING WITH INTEGRATED ROLLER BLIND

DOMETIC PERFECTWALL PW 1750

What do you do when the sun is hanging low over the horizon, or when wind or rain comes on to spoil the cosy get-together under the awning roof? Just pull down the roller blind which is fully integrated in front rail of the classic wall awning Dometic PerfectWall PW 1750 – and have a great time. The manual roller blind consists of a grey, non-transparent fabric and can be positioned at any height. It is fixed to the support legs of the awning or put in the ground.

3.42

Accessories p. 148 – 155

- Camp Room
- Sun & Rain Protector
- LED light
- ShadeView
- Side panel SP22





PRODUCT HIGHLIGHTS

DOMETIC PERFECTWALL PW 1750

- Front rail with integrated manual roller blind
- Aluminium end caps, resistant to shock and impact
- Automatic twisting front rail, slides in and out smoothly and quietly
- High-quality awning cloth made of one piece – no welding seam
- Support legs with patented Easy Lock Flipper
- Telescopic crank
- Automatic front rail inclination
- Many adapters available (see p. 144)

Dimensions

Length (m)	Extension (m)	Motor (optional)	Weight (kg)
3.00	2.50	12 V	26
3.50	2.50	12 V	30
4.00	2.50	12 V	33



Integrated roller blind

The roller blind is integrated in the front rail, so it is always there, no need to pack and install it. Flexible positioning, automatic roll-up



Telescopic crank

For manual operation of the very smooth running gear



Patented Easy Lock

For hassle-free and safe fastening of the support legs



Aluminium end caps

Even better resistance to shock, impact and weather



Automatic front rail inclination

Convenient and easy access to the support legs



Fully integrated motor

– optional

Completely integrated, does not extend the housing. 12-volt or 230-volt model with remote control.

Cloth colours

The awning cloth is made from hard-wearing Vinyl Breeze material with a transparent acrylic coating.



Horizon
Grey



Horizon
Blue

Housing colour

The Dometic PerfectWall PW 1750 awning is available in two housing colours.



white



silver



THE CLASSIC WALL AWNING – ALSO FOR VERY LARGE VEHICLES

DOMETIC PERFECTWALL PW 1500

With lengths from 1.5 m up to 6.0 m the Dometic PerfectWall PW 1500 covers a wide range of vehicles. Regardless of the awning length the same housing is used, which significantly reduces the relative weight of the longer awnings (> 4.0 m). Details like the 100% aluminium end caps reveal the high quality standard of the PW 1500 and contribute to a long service life. Thanks to the automatic twisting front rail the awning slides out and in easily and quietly. It is operated with a telescopic crank or alternatively, you can opt for a fully integrated motor (230 V or 12 V) with manual override for emergency operation.

3.42



Accessories p. 148 – 155

- Camp Room
- Sun & Rain Protector
- LED light
- ShadeView
- Rollo +
- Side panel SP22



PRODUCT HIGHLIGHTS

DOMETIC PERFECTWALL PW 1500

- Aluminium end caps, resistant to shock and impact
- Patented locks on both sides of the front rail – for perfect closing
- Automatic twisting front rail, slides in and out smoothly and quietly
- High-quality awning cloth made of one piece – no welding seam
- Support legs with patented Easy Lock Flipper
- Same housing for all lengths from 1.5 to 6.0 m, models 3.5 m or longer also available with 2.75 m extension
- Telescopic crank
- Many adapters available (see p. 144)

Dimensions

Length (m)	Extension (m)	Weight (kg)	Length (m)	Extension (m)	Weight (kg)
1.50	1.00	12.0	4.50	2.50 / 2.75	30.0
2.60	2.00	18.0	5.00	2.50 / 2.75	33.0
3.00	2.50	21.0	5.50	2.50 / 2.75*	37.0
3.50	2.50 / 2.75	24.0	6.00	2.50* / 2.75*	40.5
4.00	2.50 / 2.75	27.0	* only with motor available		

The awnings can also be supplied with 12-volt motor, 230-volt motor, LED light integrated in the retractable arm and, for models 3.5 m long or longer, with a 2.75 m extension.



Lightweight

Significant weight savings for models longer than 4.0 m



Telescopic crank

For manual operation of the very smooth running gear



Patented Easy Lock

For hassle-free and safe fastening of the support legs



Aluminium end caps

Even better resistance to shock, impact and weather



LED light in retractable arm

– optional

Not only creates a pleasant atmosphere, but is also bright enough to be used for reading as required



Fully integrated motor

– optional

Completely integrated, does not extend the housing. 12-volt or 230-volt model with remote control

Cloth colours

The awning cloth is made from hard-wearing Vinyl Breeze material with a transparent acrylic coating.



Grey Waves



Blue Waves



White Sand



Horizon Grey



Horizon Blue

Housing colour

The Dometic PerfectWall PW 1500 awning is available in five housing colours.



white



silver



anthracite



champagne



opal



THE ROBUST AND LOW-COST WALL AWNING PERFECTWALL PW 1000

Value for money: Dometic Perfect Wall PW 1000 awnings provide all important Dometic features at truly attractive prices. Here again, you will get the strong, one-piece awning cloth without any welding seams, the automatic adjusting inclination angle of the front rail, the convenient access to the support legs which are prevented from dropping by the patented Easy Lock Flipper. The wall awning slides in and out gently, it is operated with a fix crank, and can be adjusted to different vehicles with specific adapters.

3.42



Accessories p. 148 – 155

- Camp Room
- Sun & Rain Protector
- LED light
- ShadeView
- Rollo +
- Side panel SP22



PRODUCT HIGHLIGHTS

DOMETIC PERFECTWALL PW 1000

- Compact awning housing
- Plastic end caps
- Lengths from 2.6 to 4.5 m
- Automatic twisting front rail, slides in and out smoothly and quietly
- High-quality awning cloth made of one piece – no welding seam
- Support legs with patented Easy Lock Flipper – no accidental dropping possible
- Fix crank
- Many adapters available (see p. 144)

Dimensions

Length (m)	Extension (m)	Weight (kg)	Length (m)	Extension (m)	Weight (kg)
2.60	2.00	20.0	4.50	2.50	32.0
3.00	2.50	23.0			
3.50	2.50	26.0			
4.00	2.50	28.0			



Patented Easy Lock

For hassle-free and safe fastening of the support legs



Automatic front rail inclination

Convenient and easy access to the support legs



Favourable price & high quality

All important Dometic features at competitive prices!



Waterproof seams

Cloth colours

The awning cloth is made from hard-wearing Vinyl Breeze material with a transparent acrylic coating.



Grey Waves

Horizon Grey

Horizon Blue

Housing colour

The Dometic PerfectWall PW 1000 awning is available in two housing colours.



white

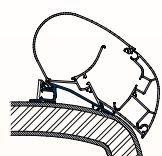
silver

VEHICLE-SPECIFIC ADAPTERS

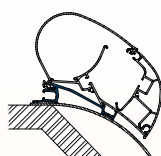
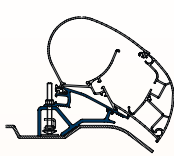
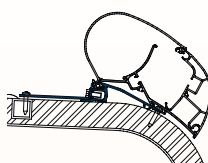
They make Dometic awnings fit on (almost) every recreational vehicle!

Vehicle walls and roofs are, among other things, design elements. They can have different shapes – flat, curved, etc. With a comprehensive range of accessories Dometic ensures that the vehicle and the awning are perfectly coordinated, with impeccable installation results.

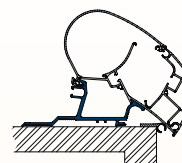
Dometic awning adapters – roof awnings PerfectRoof 2000 + 2500



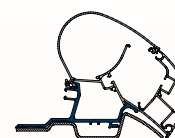
Hymer SX

Laika Kreos 05,
Carthago ChicDucato, Jumper,
Boxer (one port)

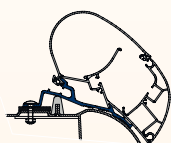

Esterel



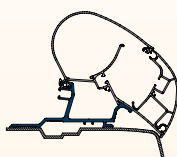
Caravan



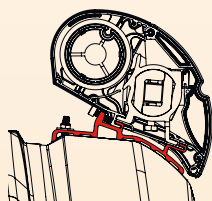
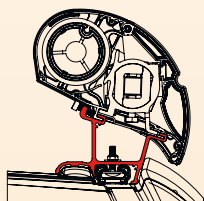
Sprinter, Crafter

Master, Movano
< 2011

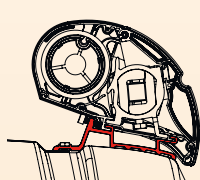
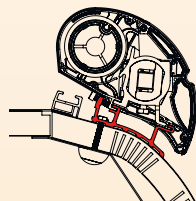
LMC, TEC

Master, Movano
> 2011

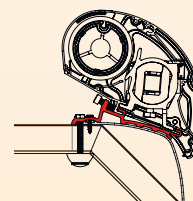
Dometic awning adapter – roof awning PerfectRoof 4500

Ducato, Jumper,
Boxer, H2

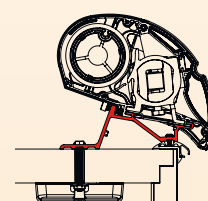
Sprinter, Crafter H2

Master, Movano,
NV400 H2

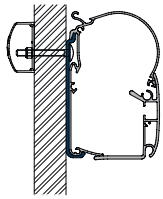
Carthago C-Line



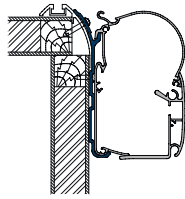
Laika Kreos

Caravan bracket
universal

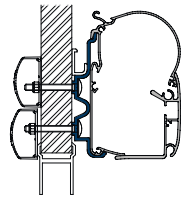
Dometic awning adapters – wall awnings PerfectWall 1000 + 1500 + 1750



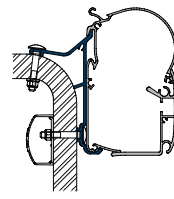
Flat Adapter



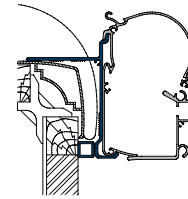
Eura Mobil



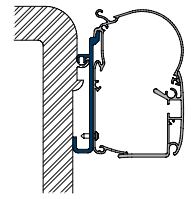
Hymer Camp



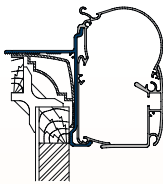
Hymer Van, B2



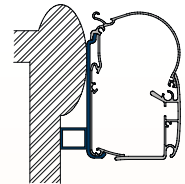
Laika ECOVIP



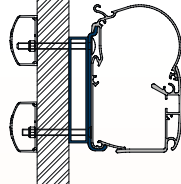
Rapido 7, 8, 9



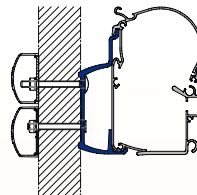
Bürstner Square,
Hobby



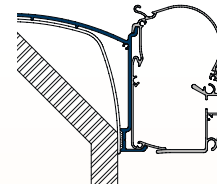
Knaus C-Liner



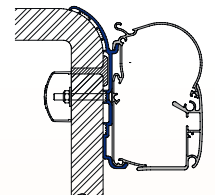
Dethleffs Globebus



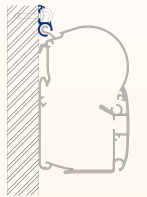
Chausson, Arce



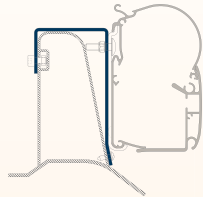
Laika Rexosline



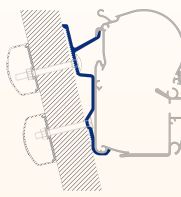
Bürstner round



Luxe Caravan Rail



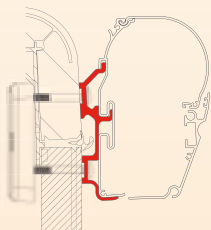
Ducato H2 Roofrail



Ducato H3,
LE Voyageur

Dometic awning adapter – wall awning PerfectWall 3500

Special assembly rails including fastening materials for Hymer, Eura Mobil and Rapido



DOMETIC AWNING ACCESSORIES

DETAILS THAT MAKE ALL THE DIFFERENCE

INSPIRED BY COMFORT



MyRoom
awning tent
(p. 150)



Shade View
for even more
shade
(p. 151)



WeatherKit
for tensioning
the awning
(p. 151)



SP 22
side panel
(p. 151)



Light LK 120
LED light kit
(p. 155)



CampRoom
(p. 148)



**Sun & Rain
Protector**
(p. 152)



LED light
(p. 155)



**Further
accessories**
(p. 154)



Dometic PerfectWall

Dometic PerfectRoof

	PerfectWall 1000	PerfectWall 1500	PerfectWall 1750	PerfectWall 3500	PerfectRoof 2000	PerfectRoof 2500	PerfectRoof 4500
Sun & Rain Protector front	●	●	●	● ¹	●	●	● ¹
ShadeView	●	●	●	● ¹	●	●	● ¹
Rollo +	●	●	●	● ¹	—	—	—
Sun & Rain Protector side panels	●	●	●	● ¹	●	●	—
Side panel SP22	●	●	●	● ¹	●	●	● ¹
Weather Kit (retrofitted support legs)	—	—	—	●	—	—	●
Camp Room*	●	●	●	—	—	—	—
MyRoom	—	—	—	●	—	—	—
LED light kit LK 120	●	●	●	●	●	●	●
Wall switch	—	—	—	●	—	—	●
Connection Kit	—	● ²	● ²	●	—	● ²	●

* Special CampRoom available for Ducato vehicles

1) Must be combined with Weather Kit

2) Only on models with motor

DOMETIC CAMPROOM

FOR ALL DOMETIC AWNINGS WITH SUPPORT LEGS

Dometic CampRoom creates an additional roofed area, and extremely quickly and easily, too. It can be set up by one person without any problems. All windows have zip closures and come standard with mosquito screens, PVC windows and curtains, so the “camp room” can also be used as sleeping space. If you cover the underside of the vehicle with a standard supplied skirt you will get a completely waterproof and wind-breaking construction.



**Fits models
PR 2500, PR 2000,
PW 1500 and
PW 1000**




1 All windows come standard with mosquito screens, roll-up PVC window (outside) and curtains (inside).



2 The roll-up door is always fitted on the right hand side. Two doors are standard for lengths > 4.50 m.



3 An additional triangle is included with the Ducato version for even better protection.



4 The underside of the vehicle can be covered with a standard supplied skirt. (not in the scope of delivery)

Simple and quick installation

The waterproof and wind-breaking awning tent. Simple and quick installation only 15 – 20 minutes for one person. The front panel simply slides into the lead track of the front rail, the side panels are attached with a clamping profile.

Dometic CampRoom front

Length (m)	Extension (m)	Colour grey
2.60	2.50	9103103923
3.00	2.50	9103103924
3.25	2.50	9103103925
3.50	2.50	9103103926
3.75	2.50	9103103927
4.00	2.50	9103103928
4.50	2.50	9103103929
5.00	2.50	9103103930
5.50	2.50	9103103931
6.00	2.50	9103103932

Dometic CampRoom side panels PW

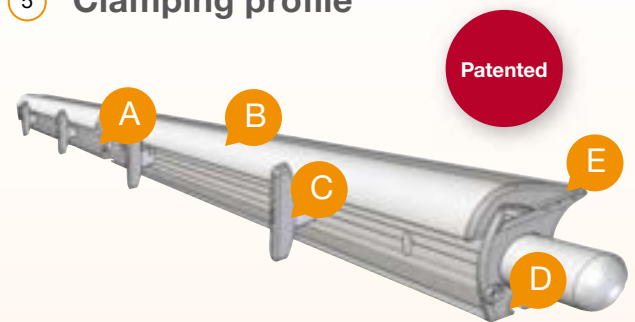
	Extension (m)	Height (m)	Colour grey
Small	2.00	2.00 – 2.28	9103103933
Small	2.50	2.00 – 2.28	9103103934
Medium	2.50	2.30 – 2.59	9103103935
Large	2.50	2.60 – 2.89	9103103936
X-Large	2.50	2.90 – 3.20	9103103937

Dometic CampRoom side panels PR

	Extension (m)	Height (m)	Colour grey
Medium	2.50	2.30 – 2.59	9103103938
Large	2.50	2.60 – 2.89	9103103939
Fiat Ducato	2.50	–	9103103940



5 Clamping profile



- A** Two-piece clamping profile, works simultaneously
- B** Removable clamping bar
- C** 'One step' locking system
- D** Lead rail to slide the side panels
- E** Awning cloth is well sealed in between



The lock of the clamping profile must be turned only a quarter of a turn.



The mast profiles are fitted with rubber seals, the height can easily be adjusted.



The side panel is secured to the support legs with Velcro straps and then connected with the front panel.



The cross brace adds stability to the tent.



DOMETIC MYROOM

THE AWNING TENT FOR ALL DOMETIC AWNINGS WITHOUT SUPPORT LEGS

Dometic MyRoom is a cosy “outdoor living room” that gives you extra room to eat, relax and play. It is an awning tent which fits perfectly with the Dometic PerfectWall PW 3500. A patented aluminium rail tensioning system makes attaching it to the awning especially easy. All side elements, windows and the door can be rolled up and be adapted to any situation. Mosquito nets and curtains on the windows keep insects out – also giving you more privacy.

Dometic MyRoom is available in two different heights and three widths, including a storage bag for cloth parts and the poles.

Caution: The canopy is not suitable for Dometic PerfectRoof PR 4500!

Awning tent for PerfectWall PW 3500

Dometic MyRoom	Standard (height 225 / 250 cm)	Extra-high (height 250 / 285 cm)
Width of the awning (cm)	Ref. No.	Ref. No.
350	9103500698	-
350	-	9103500701
400	9103500699	-
400	-	9103500702
470	9103500700	-
470	-	9103500703



3.43

Electrical Connection Kit

Set for connecting the awning. Not required when the awning can be connected to a source of voltage with a 5 A fuse, which is deactivated when the motor is running (e.g. awning lights).

Ref. No. 9103500745



3.43

Wall switch

Optional accessory for awnings PR 4500 and PW 3500. Cordless radio transmitter. Functions: extend and retract, stop. Extended position can be programmed

Ref. No. 9108690753

Dometic WeatherKit

For tensioning the awning when disconnected from the power

- Ideal solution if the automatic retraction does not need to be kept active by the wind sensor
- Tailor-made for Dometic awnings PR 4500 and PW 3500

Ref. No. 9103500743



FOR EVEN MORE SHADE

Dometic Shade View

Light transparent and air permeable front panel of vinyl coated polyester fabric. To be fitted in the front groove of the awning.

Shade View // polar white, 3 m // Ref. No. 9108677353



SIDE PANEL

Dometic SP 22

- Can be used for extra sun shade as well as for privacy, wind and rain protection
- Fits roof and wall awnings with 250 cm extension and assembly heights of 230 – 270 cm
- Fast and easy assembly – Dometic WeatherKit required!
- Can be fitted on either side – left or right
- Pleasantly light, high-quality material

Ref. No. 9103501069



SUN & RAIN PROTECT

EXTRA PROTECTION AGAINST SUN, RAIN AND WIND

The Sun Protector is a transparent screen fabric that lets the light through and keeps the heat out. The front and the side panels are available in different sizes. The side panel can be used both right and left, the extension is 1.40 m.

The non-transparent Rain Protector consists of a grey, water- and windproof PVC material. Here again, the front and the side panels are available in different sizes. The side panels have a panoramic window, their extension extends down to the ground, and they can be used both right and left.

Dometic SunProtect Front

For awning width	Extension	Ref. No.
2.60	1.40	9103103941
3.00	1.40	9103103942
3.50	1.40	9103103943
3.75	1.40	9103103944
4.00	1.40	9103103945
4.50	1.40	9103103946
5.00	1.40	9103103947
5.50	1.40	9103103948
6.00	1.40	9103103949

Dometic SunProtect Side

Size	For awning extension	Extension	Ref. No.
SMALL	2.50	2.00 – 2.29	9103103950
MEDIUM	2.50	2.30 – 2.59	9103103951
LARGE	2.50	2.60 – 2.89	9103103952
X-LARGE	2.50	2.90 – 3.20	9103103953



RAINPROTECT DE LUXE SIDE

- Panoramic window
- Protects against rain and wind down to the ground
- Simply tighten with ladder band
- Can be modulated with wind protection skirt
- Simple setup
- Can be used left and right

Dometic RainProtect Front

For awning width	Extension	Ref. No.
2.60	1.40	9103103954
3.00	1.40	9103103955
3.50	1.40	9103103956
3.75	1.40	9103103957
4.00	1.40	9103103958
4.50	1.40	9103103959
5.00	1.40	9103103960
5.50	1.40	9103103961
6.00	1.40	9103103962

Dometic RainProtect de Luxe Side

Size	For awning extension	Height (m)	Ref. No.
SMALL	2.50	2.00 – 2.29	9103103967
MEDIUM	2.50	2.30 – 2.59	9103103968
LARGE	2.50	2.60 – 2.89	9103103969
X-LARGE	2.50	2.90 – 3.20	9103103970

Dometic RainProtect Side

Size	For awning extension	Height (m)	Ref. No.
SMALL	2.50	2.00 – 2.29	9103103963
MEDIUM	2.50	2.30 – 2.59	9103103964
LARGE	2.50	2.60 – 2.89	9103103965
X-LARGE	2.50	2.90 – 3.20	9103103966



Patent pending

ROLLO +

CAN BE FITTED ON EXISTING AWNINGS

Unique system

Easy installation on the front rail of an awning (patented system). Fits all Dometic awnings.

Slim and beautiful design

Due to its slim design, the roller blind can be subtly integrated into every awning housing. The standard lengths are 2.60 / 3 / 3.50 / 4 m. Available in white or grey.

Different positions

The manual roller blind can easily be positioned at any height. It is rolled up automatically.



Dometic Rollo Front

Length (m)	Housing colour	Ref. No.	Housing colour	Ref. No.
2.60	white	9103103971	grey	9103103975
3.00	white	9103103972	grey	9103103976
3.50	white	9103103973	grey	9103103977
4.00	white	9103103974	grey	9103103978

MORE ACCESSORIES

Repair Kit

Repair Kit is a unique repair patch for easy mending of tears and holes in acrylic and polyester fabrics. It is a permanent solution for your awning cloth.

- Extremely strong
- Watertight
- Airtight
- Very elastic
- Does not fade
- Does not dry out

Tension rafter

The tension rafter makes for a better tension of the cloth. The bar is supplied as standard for awnings of 4 m and longer. The standard lengths are 2.50 m and 2.75 m.



Rubber sealing

The rubber sealing closes the gap between the vehicle and the wall awning. Available in different lengths: 3 / 3.50 / 4 / 30. Widths: Small = 50 mm, Large = 75 mm.



Foam band

Closes the space between the vehicle and the roof awning PR 2000 or 2500. Width = 30 mm, length = 4000 mm, thickness = 25 mm.



Door roller

Prevents damage to the awning when opening the door.





LED LIGHT

LED light

The underside of the wall awning can be fitted with a 12-volt LED light strip. The LED strip can be glued or fixed with an aluminium profile.

LED light kit for awnings

LED light kit for awnings, energy-saving light to be fitted under the retractable arm of the awning. Can be combined with PR 4500 and PW 3500.

Length	Description	Ref. No.
3.50	LED strip	9103103988
5.00	LED strip	9103103989
3.50	LED strip with aluminium profile, white	9103103990
5.00	LED strip with aluminium profile, white	9103103991
3.50	LED strip with aluminium profile, silver	9103103992
5.00	LED strip with aluminium profile, silver	9103103993

Dometic Light LK 120

- Input voltage: 12 volts DC
- Flex strip with 60 SMD diodes per metre, can be cut every 5 cm, self-adhesive, adheres also to uneven surfaces
- Length: 2 x 1.20 m (flex strip)
- Bulbs: SMD LED / light colour: warm white
- Power rating: 4.8 watts/m
- Illumination level: 240 lm/m
- Convenient operation using hand-held transmitter
- Dimming function

Ref. No. 9106504018



With aluminium profile



Without aluminium profile






MY BENEFITS

- Space size 400 x 400 mm
- Inner frame with darkening and fly screen
- Easy to operate using the lever system (Hekiplus) or handles (Heki S)
- Spoilers to minimise noise available as an accessory

ROOF LIGHTS 400 X 440 MM

MINI HEKIPLUS AND MINI HEKI S

Every vehicle instantly seems so much more inviting! Despite their compact standard sizes, the Mini Hekis provide the optimum amount of light. Both models feature a lightly tinted, aerodynamically formed glass dome. The Hekiplus even features double glazing, and can be opened in three different positions (incl. poor weather position). The single-glazed Heki S can be opened to all sides using operating handles. The Mini Hekis are equipped with a single-pleated darkening screen and a fly screen.



3.42



3.42

Dometic SEITZ Mini Hekiplus

For motorhomes and caravans. This small roof light fits neatly into the roof opening for the standard size of 400 x 400 mm and provides maximum light. The opening angle is determined by the hand-lever system.

- Inner frame with darkening and fly screen (can be adjusted separately)
- Available with or without forced ventilation
- Maximum opening angle: 50°
- Double acrylic glazing
- Three positions
- For roof thicknesses of 25 to 60 mm

Mini Hekiplus is available with or without forced ventilation.

Dometic SEITZ Mini Heki S

For caravans. Small roof light, great effect: Mini Heki S is designed for standard roof openings (400 x 400 mm) and is easy to open thanks to its handles.

- Inner frame with darkening and fly screen (can be adjusted separately)
- Easy to use with handles
- Forced ventilation
- Maximum adjustable height: approx. 80 mm
- Five positions
- Single acrylic glazing
- For roof thicknesses of 23 to 60 mm

Mini Heki S is available for roof thicknesses 23–42 mm and 43–60 mm.



Our Tip!

Spoilers suitable for all Dometic tilting roof windows and made of UV-resistant plastic are also available. Highly recommended for minimising wind noise.

see p. 240



MINI HEKI AIRQUAD – INNOVATIVE UNPOWERED VENTILATION SYSTEM

Roof lights with passive ventilation



Power for ventilation or air conditioning systems is precious and costly, but the wind is free! Dometic Mini Heki AirQuad takes in more fresh air than any other roof light and creates a pleasant air flow and directs it into the vehicle. For this unique product, the direction of the wind is irrelevant. Its success lies in the new type of patented flow guiding element, which is built into a glass dome. Mini Heki AirQuad lets you enjoy active ventilation and passive cooling with absolutely no energy costs.

An effective alternative to hinged roof windows and a useful addition to your air conditioning system.

+ Accessories for Dometic SEITZ Mini Heki roof lights

3.42

Adapter frame for roof openings > 400 x 400 mm

For easy installation in roof openings which exceed the standard opening size of 400 x 400 mm, frame widths from 25 to 60 mm.

Ref. No. 9103500476

Dometic Mini Heki AirQuad

For caravans and motorhomes. Easy to use with handles. Double acrylic glazing, darkening and fly screen system.

- Weight: 3.4 kg
- Frame material: ASA
- Frame colour: RAL 9001
- Installation dimensions: 500 x 500 mm
- Opening: 400 x 400 mm

Dometic AirQuad with forced ventilation, 23–42 mm
Ref. No. 9104100319

Dometic AirQuad without forced ventilation, 23–42 mm
Ref. No. 9104106414


Dometic AirQuad with forced ventilation, 43–60 mm
Ref. No. 9104100320

Dometic AirQuad without forced ventilation, 43–60 mm
Ref. No. 9104106415

Adapter frame for Fiat Ducato type 250

Especially developed for roof light installation on a trapezoidal sheet metal roof. It also compensates roof beading.

Ref. No. 9104114007





Midi Heki Style
for narrow roof
openings

Design detail

- Crank integrated into the inner frame
- Fly screen and darkening screen
- Matches the air distributor box in the Dometic FreshJet air conditioner perfectly



CARAVANING
DESIGN AWARD 2012/2013
INNOVATIONS FOR NEW MOBILITY

MY BENEFITS

- Narrow roof opening (400 x 700 mm)
- Longitudinal installation for optimal adaptation to narrow space conditions
- Designer inner frame with darkening and fly screen (can be adjusted separately, and variably)
- Double acrylic glazing
- Simple crank operation
- Available with and without forced ventilation (150 cm²)
- Easy to clean

FOR CLOSE QUARTERS DOMETIC MIDI HEKI STYLE

3.42

Many new caravans and motorhomes feature factory-fitted with the Midi Heki Style from Dometic – and the narrow cut of this roof light is now available for retrofitting. A real highlight even just to look at from the outside: The elegant roof dome with its hidden outer frame looks good on the roof of every vehicle. With an installation size of 400 x 700 mm, Midi Heki Style proves itself a “problem solver” for longitudinal installation situations, bringing light and air into the space below. Of course, it also boasts all the convenience features from the Dometic Midi Heki series: designer inner frame with variably adjustable darkening and fly screen, simple operation by crank, double acrylic glass glazing, hassle-free cleaning.

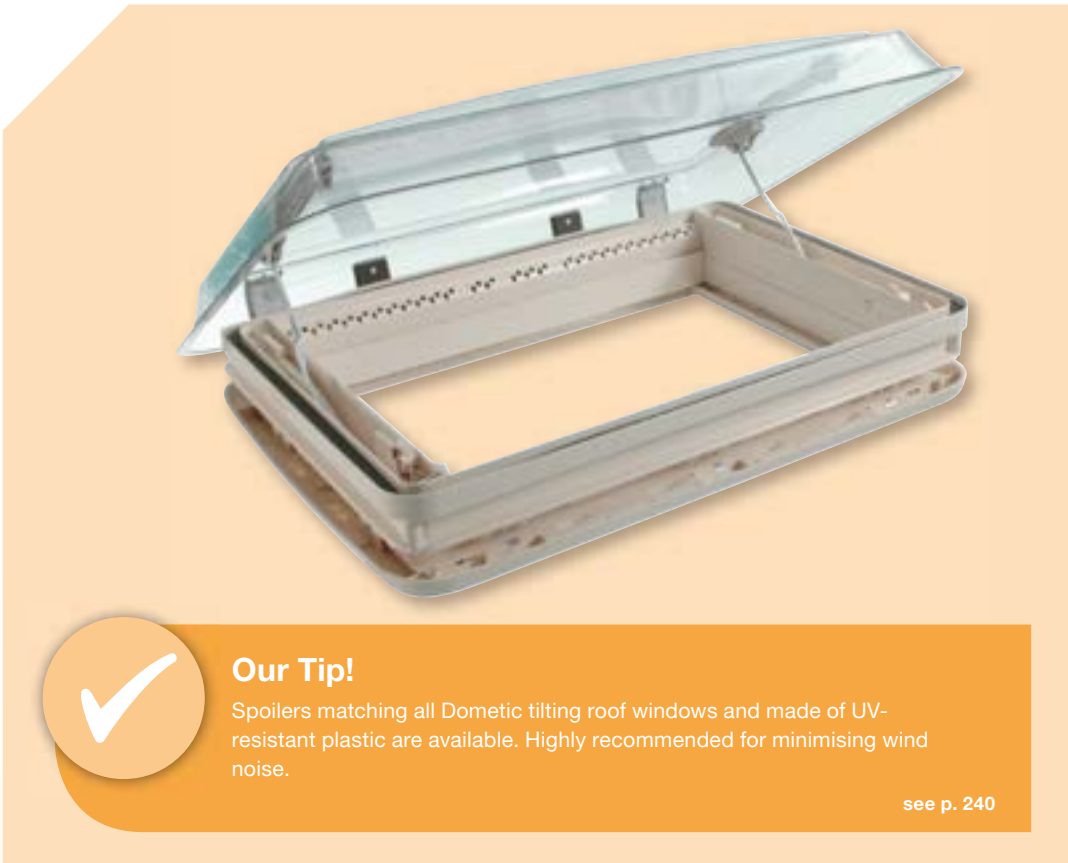
Dometic Midi Heki Style

For motorhomes and caravans. The large roof opening (400 x 700 mm) allows optimum ventilation. Easy to operate by crank. Assembly kits available as accessory.

- Inner frame with darkening and fly screen (variably adjustable separately)
- With or without forced ventilation
- Maximum opening angle: 25°
- Double acrylic glazing
- For roof thicknesses of 25 to 60 mm
- Continuously operated by crank

The Midi Heki Style is available as a manual crank model with or without forced ventilation





Our Tip!

Spoilers matching all Dometic tilting roof windows and made of UV-resistant plastic are available. Highly recommended for minimising wind noise.

see p. 240



with handle



with crank



with electric drive

MORE LIGHT AND AIR DOMETIC MIDI HEKI

3.42

A large roof opening of 700 x 500 mm makes the vehicle interior a lot brighter and the influx of fresh air is also easily regulated with Midi Heki by Dometic. It's available with or without forced ventilation, with handles, a crank or electrically driven.

Dometic SEITZ Midi Heki

For motorhomes and caravans. The large roof opening (700 x 500 mm) allows optimum ventilation. Easy to use with lever, crank or electric system. Assembly kits available as accessory.

- Inner frame with darkening and fly screen (can be adjusted separately)
- Available with or without forced ventilation
- Maximum opening angle: 45° or 60°
- Double acrylic glazing
- For roof thicknesses of 25 to 60 mm
- Crank and electric model variably adjustable
- Lever model with three opening positions: fully open, intermediate and bad-weather position

Midi Heki is available with hand lever, crank or electric drive, with or without forced ventilation.

Mobile comfort solutions



Fly and leaf screen

3.42

Accessory for Dometic SEITZ Midi Heki

Leaves and dirt no longer get into the vehicle and interfere with the roof light operation or the roller blind system. The fly screen can easily be retrofitted for any Midi Heki with crank or electric operation and removed again for cleaning purposes. Extremely sturdy model with aluminium profiles and UV resistant polyester material..

Fly screen frame Midi Heki // Ref. No. 9104100259



MY BENEFITS

- Five designs for caravans and motorhomes
- Opening dimensions 960 x 655 mm
- Remote-controlled, with hand-lever or crank
- Assembly kits and spoilers available as accessories

Maximum comfort



Rain Sensor for Heki 4Plus



Integrated Lights

LARGE ROOF LIGHT 960 X 655 MM

CLASSIC HEKIS BY DOMETIC

Anyone who likes a lot of daylight and fresh air in their motorhome or caravan has come to the right place. In terms of dimensions, these five tilting roof windows are “the big ones” and after being included in the product range for years, have been installed innumerable times. The first-class quality of the product, long durability and high operating convenience are all equally impressive. All models are equipped with roller blinds and fly screens, with a number of them also featuring integrated lighting.



Our tip!

Spoilers matching all Dometic tilting roof windows and made of UV-resistant plastic are available. Highly recommended for minimising noise made by the wind.

see p. 240



3.42

Dometic SEITZ Heki 1

For motorhomes: five positions for optimum ventilation adjustment, polyurethane frame with high insulation capacity.

- Maximum opening angle: 70°
- Double acrylic glazing
- Inner frame with darkening and fly screen
- Sturdy locking system
- Sturdy highly insulated frame
- Lift and tilt function

Ref. No. 9104100112



3.42

Dometic SEITZ Heki 2

For caravans: inner frame with darkening roller blind and fly screen, simultaneously and continuously adjustable. Pneumatic springs for convenient roof light opening.

- Maximum opening angle: 55°
- Double acrylic glazing
- Forced ventilation

Ref. No. 9104100235

+ Optional extras – Kit de Luxe

Inner frame with integrated lights and Duette honeycomb roller blind, double-pleated

Ref. No. 9104100241



3.42

Dometic SEITZ Heki 2 de Luxe

For caravans: inner frame with darkening roller blind and fly screen, simultaneously and continuously adjustable. The double-pleated Duette honeycomb roller blind guarantees excellent thermal insulation. Pneumatic springs for convenient roof light opening.

- Maximum opening angle: 55°
- Double acrylic glazing
- Integrated lighting
- Forced ventilation

Ref. No. 9104100240



Available with or without lighting!

3.42

Dometic SEITZ Heki 3plus

For motorhomes and caravans: with pleated, black gauze fly screen. Fly screen and darkening roller blind are fitted from the side and can be adjusted as desired. The double-pleated Duette honeycomb roller blind provides perfect sun protection.

- Maximum opening angle: 70°
- Double acrylic glazing
- Sturdy locking system
- Frame material: weatherproof ASA
- Available with or without lighting

with lighting // Ref. No. 9104100292

without lighting // Ref. No. 9104115635



Electrical with rain sensor

3.42

Dometic SEITZ Heki 4plus

For motorhomes and caravans: Heki 4plus offers you total convenience with a useful remote control. The dome closes automatically in rain. With pleated, black gauze fly screen and two integrated lights for low-light ambience. Fly screen and darkening roller blind are fitted from the side and can be adjusted as desired.

- Maximum opening angle: 70°
- Double acrylic glazing
- Sturdy locking system
- Frame material: weatherproof ASA
- Integrated lighting
- Control light indicates when correctly locked
- Rain sensor

Ref. No. 9104100294



MY BENEFITS

- NEW: Hinged window now opens steplessly
- Fly screen and darkening roller blinds can be clipped together and simultaneously adjusted with just one hand
- High degree of insulation: darkening roller blinds with aluminium coating
- Quick and easy installation
- Robust quality with double acrylic glazing
- Highly versatile: for wall thicknesses of 26–41 mm (fitted by shortening the inner frame)

DOMETIC SEITZ S4 HINGED WINDOWS

Proven millions of times and now with stepless opening: complete windows for motorhomes and caravans with telescopic hinges for convenient ventilation. Outstanding insulation, matches the construction standards for homes.

With built-in darkening roller blinds, fly screens and a security locking system that prevents the windows from being opened from the outside.

NEW
Stepless opening



3.42



3.42

NEW! Dometic SEITZ S4 hinged windows

Proven millions of times: complete windows for motorhomes and caravans with telescopic hinges for convenient ventilation and built-in darkening roller blinds and fly screens. This outstanding insulation matches to construction standards for homes. Security locking system prevents windows from being opened from the outside.

Available in 50 sizes from 350 x 500 to 1600 x 600 mm to match the window type.

Accessory

Stepless hinges for Seitz S4 hinged windows

Hinge	Length* (m)	Ref. No.
for window height 350	13.3	44990000539
for window height 400	17.5	44990000547
for window height 450	20.7	44990000554
for window height 500	25.1	44990000562
for window height 550	27.4	44990000570
for window height 600, up to window width 1300 mm	32.4	44990000588
for window height 600, from window width 1450 mm	32.4	44990000604
for window height 700	33.3	44990000596
Set of 3 locking devices	–	44990000612

Dometic SEITZ S4 sliding windows

The classic model with acrylic glass panes and locking system. The front pane (from the driver's perspective) is adjustable, the rear pane is fixed. External and internal frames are screwed together from the inside and provide durable and effective insulation.

Available in 28 sizes from 500 x 450 to 1450 x 600 mm to match the window type.

Stepless hinges and latches.
Sales pack = 1 left and 1 right hinge

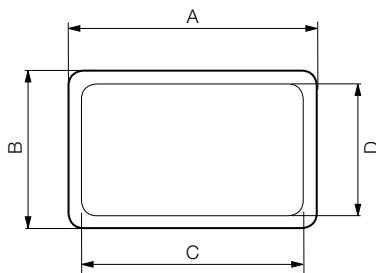


* measured in retracted state, from the catch of the locking device to the drill hole

3.42 // Dometic SEITZ S4 windows

Windows

A = overall width
 B = overall height
 C = width of clearance dimension
 D = height of clearance dimension



Hinged window



Sliding window



Size W x H (mm)	Overall size W x H (mm)	Space size W x H (mm)	Clearance dimension W x H (mm)	Weight (kg)	Ref. No.	Ref. No.
350 x 500	393 x 531	343 x 498	254 x 354	4.1	9104115543	-
500 x 300	544 x 330	499 x 298	404 x 154	4.0	9104115544	-
500 x 350	544 x 380	500 x 348	404 x 204	4.2	9104115545	-
500 x 450	544 x 480	500 x 448	404 x 304	5.0	9104115546	9104100141
500 x 500	544 x 531	499 x 499	404 x 354	5.7	9104115547	-
500 x 600	544 x 631	499 x 599	404 x 454	6.0	9104115548	-
550 x 550	594 x 581	549 x 549	454 x 404	5.7	9104115549	-
550 x 580	594 x 611	548 x 578	454 x 434	6.3	9104115550	9104100143
550 x 600	594 x 631	549 x 599	454 x 454	6.1	9104115551	-
600 x 350	644 x 380	599 x 348	504 x 204	5.0	-	9104100145
600 x 500	644 x 531	599 x 498	504 x 354	6.1	9104115552	9104100147
600 x 600	644 x 631	599 x 599	504 x 454	7.0	9104115553	9104100149
650 x 300	695 x 330	650 x 298	554 x 154	4.8	9104115554	-
700 x 300	745 x 330	700 x 298	604 x 154	5.3	9104115555	9104100151
700 x 350	745 x 380	699 x 347	604 x 204	5.7	9104115556	-
700 x 400	745 x 430	702 x 398	604 x 254	6.1	9104115557	9104100153
700 x 450	745 x 481	702 x 448	604 x 304	6.5	9104115558	9104100155
700 x 500	745 x 531	700 x 498	604 x 354	7.0	9104115559	-
700 x 550	745 x 581	700 x 549	604 x 404	7.4	9104115560	9104100157
700 x 600	745 x 631	702 x 599	604 x 454	7.7	9104115561	9104100159
750 x 400	797 x 430	750 x 398	654 x 254	6.4	9104115562	9104100161
750 x 450	797 x 481	749 x 447	654 x 304	6.6	9104115563	-
750 x 600	797 x 631	750 x 599	654 x 454	8.2	9104115564	9104100163
800 x 350	846 x 380	800 x 347	704 x 204	6.6	9104115565	9104100165
800 x 450	846 x 481	801 x 450	704 x 304	7.1	9104115566	9104100167
900 x 300	948 x 330	902 x 298	804 x 154	6.6	9104115567	9104100169
900 x 400	948 x 430	902 x 398	804 x 254	7.5	9104115568	9104100171
900 x 450	948 x 481	902 x 448	804 x 304	8.0	9104115569	9104100173
900 x 500	948 x 531	902 x 499	804 x 354	8.4	9104115570	9104100175
900 x 550	948 x 581	902 x 549	804 x 404	8.6	9104115571	9104100177
900 x 600	948 x 631	902 x 599	804 x 454	9.2	9104115572	9104100179
1000 x 450	1048 x 481	1002 x 448	904 x 304	8.6	9104115573	-
1000 x 500	1048 x 531	1002 x 499	904 x 354	9.3	9104115574	9104100181
1000 x 550	1048 x 581	1002 x 549	904 x 404	10.0	9104115575	9104100183
1000 x 600	1048 x 631	1002 x 599	904 x 454	11.0	9104115576	9104100185
1000 x 800	1048 x 832	1002 x 800	904 x 654	12.0	9104115577	-
1100 x 450	1148 x 481	1103 x 448	1004 x 304	9.9	9104115578	9104100187
1100 x 550	1148 x 581	1102 x 549	1004 x 404	10.1	9104115579	-
1100 x 700	1148 x 733	1103 x 699	1004 x 554	11.9	9104115580	-
1200 x 300	1248 x 330	1201 x 297	1104 x 154	8.2	9104115581	-
1200 x 350	1249 x 380	1202 x 347	1104 x 204	8.8	9104115582	-
1200 x 500	1249 x 531	1203 x 500	1104 x 354	10.5	9104115583	-
1200 x 600	1249 x 631	1201 x 599	1104 x 454	12.5	9104115584	9104100189
1200 x 700	1249 x 733	1201 x 699	1104 x 554	13.1	9104115585	-
1200 x 800	1249 x 832	1203 x 800	1104 x 654	13.8	9104115586	-
1300 x 550	1343 x 581	1298 x 549	1204 x 404	13.6	9104115587	9104100191
1300 x 600	1343 x 631	1297 x 599	1204 x 454	14.2	9104115588	9104100193
1450 x 550	1500 x 581	1453 x 549	1354 x 404	13.6	9104115589	-
1450 x 600	1500 x 631	1454 x 599	1354 x 454	14.9	9104115590	9104100195
1450 x 700	1500 x 733	1452 x 699	1354 x 554	15.7	9104115591	-
1600 x 550	1650 x 581	1602 x 549	1504 x 404	15.6	9104115592	-
1600 x 600	1650 x 631	1602 x 599	1504 x 454	16.2	9104115593	-



NEW

For motorhomes
& caravans

MY BENEFITS

- With fly screen and darkening roller blind
- Outstanding insulation
- Polyurethane frame
- Available as hinged or sliding window
- Double acrylic glazing (grey/dark)
- For wall thicknesses of 26 – 41 mm, fitted by shortening the inner frame
- Stepless hinges

DOMETIC SEITZ S5

WITH DUETTE HONEYCOMB ROLLER BLIND

These high-quality windows are based on the classic S4 series – with even superior insulation properties. The distinguishing feature is the double-pleated Duette honeycomb roller blind which is fitted on all S5 hinged and sliding windows.



3.42

Dometic SEITZ S5 hinged windows

Designed for stepless opening: complete windows for with telescopic hinges for convenient ventilation. Outstanding insulation, matches to construction standards for homes. With integrated Duette honeycomb roller blind, fly screen and security locking system to prevent the windows from being opened from the outside.

Available in 12 sizes from 350 x 500 to 1200 x 500 mm mm to match the window type.



3.42

Dometic SEITZ S5 sliding windows

Smooth running and truly tight: external and internal frames are screwed together from the inside and provide durable and effective insulation. For opening, the front pane (from the driver's perspective) slides open, the rear pane remains fixed. With security locking system.

Available in 6 sizes from 750 x 400 to 1200 x 600 mm to match the window type.



Our tip!

This Dometic cleaning agent for regular cleaning removes all types of dirt, even grease and nicotine film. It prevents static build-up and dust accumulation without using a solvent. The acrylic-glazing polish and special cloth can remove clouding and light scratches.

see p. 176



High level of operating convenience

Stepless hinges or slides: S5 series windows are extremely easy to use. If required, the fly screen and honeycomb roller blind can be clipped together and simultaneously adjusted with just one hand.

3.42



Dometic SEITZ S5 series

Hinged and sliding windows with double-pleated Duette honeycomb roller blind

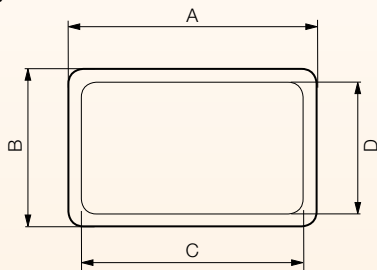
- Fly screen and honeycomb roller blind can be clipped together and steplessly adjusted with one hand
- Outstanding insulation
- Polyurethane frame
- Double acrylic glazing (grey/dark)
- Stepless hinges
- For motorhomes and caravans
- For wall thicknesses of 26 – 41 mm

S5 hinged window viewed from inside

3.42 // Dometic SEITZ S5 windows

Windows

A = overall width
 B = overall height
 C = width of clearance dimension
 D = height of clearance dimension



Hinged windows



Sliding windows



Size W x H (mm)	Overall size W x H (mm)	Space size W x H (mm)	Clearance dimension* W x H (mm)	Weight* (kg)	Ref. No.	Ref. No.
350 x 500	393 x 531	343 x 498	240 x 345	5.2	9104116005	-
500 x 300	544 x 330	499 x 298	390 x 145	5.2	9104116006	-
550 x 550	594 x 581	549 x 549	440 x 395	7.0	9104116007	-
700 x 300	745 x 330	700 x 298	604 x 154	6.8	9104116008	-
700 x 400	745 x 430	702 x 398	590 x 245	7.5	9104116009	-
750 x 400	797 x 430	750 x 398	640 x 245	7.9	9104116010	9104116024
800 x 450	846 x 481	801 x 450	-	-	-	9104116025
900 x 450	948 x 481	902 x 449	790 x 295	9.6	9104116011	-
900 x 500	948 x 531	902 x 499	790 x 345	9.3	9104116012	-
900 x 550	948 x 581	902 x 549	790 x 395	8.6	9104116013	-
1000 x 500	1048 x 531	1002 x 499	890 x 345	10.1	9104116014	9104116026
1000 x 550	1048 x 581	1002 x 549	890 x 395	10.8	9104116015	9104116027
1100 x 450	1148 x 481	1103 x 448	-	-	-	9104116028
1200 x 500	1249 x 531	1203 x 500	1090 x 345	11.3	9104116016	-
1200 x 600	1249 x 631	1201 x 599	-	-	-	9104116058

* refer to sliding windows



MY BENEFITS

- Lightweight aluminium frame
- Elegant design with perfectly matching darkening system
- Outside surface with a curvature radius of 5000 mm
- Flush-fitting pane and multi-locking system
- Outstanding insulation
- Double acrylic glazing, dark tinted
- For wall thicknesses of 22 – 43 mm

DOMETIC SEITZ S7P ALUMINIUM FRAME WINDOWS FOR PANEL VANS WITH CURVED OUTLINES

Curvature radius of 5000 mm: the slightly curved outside makes Dometic Seitz S7P windows ideal for panel vans. Powder-coated aluminium profiles reduce the weight, guarantee excellent insulation and a high-grade surface finish. Their unique design, combined with a matching blind system, makes the aluminium windows a genuine alternative to polyurethane windows.



NEW
with stepless
hinges



Our tip!

This Dometic cleaning agent for regular cleaning removes all types of dirt, even grease and nicotine film. It prevents static build-up and dust accumulation without using a solvent. The acrylic-glazing polish and special cloth can remove clouding and light scratches.

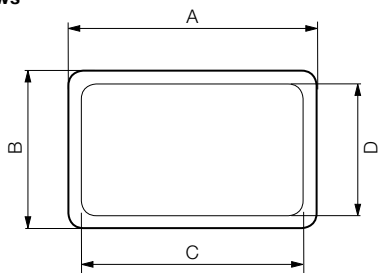
see p. 176



3.42 // Dometic SEITZ S7P windows

Windows

A = overall width
 B = overall height
 C = width of clearance dimension
 D = height of clearance dimension



Hinged windows




Size W x H (mm)	Overall size W x H (mm)	Space size W x H (mm)	Clearance dimension W x H (mm)	Weight (kg)	Ref. No.
280 x 380	308 x 408	280 x 380	230 x 330	2.9	9104116042
490 x 500	518 x 528	490 x 500	440 x 450	4.0	9104116041
560 x 465	588 x 493	560 x 465	510 x 415	4.5	9104116040
700 x 510	728 x 538	700 x 510	650 x 460	4.8	9104116039
750 x 465	778 x 493	750 x 465	700 x 415	4.8	9104116038
818 x 315	843 x 343	818 x 315	768 x 265	4.6	9104116037
960 x 450	988 x 478	960 x 450	910 x 400	5.6	9104116036
985 x 465	1013 x 493	985 x 465	935 x 415	6.1	9104116035

Accessories – Pleated blinds for S7P window

The double-pleated Duette honeycomb blind and the fly screen can be clipped together and steplessly adjusted with one hand.

Size W x H (mm)	Window size	Colour	Ref. No.
233 x 352	280 x 380	creme	9104116029
443 x 472	490 x 500	creme	9104116030
513 x 437	560 x 465	creme	9104116018
653 x 482	700 x 510	creme	9104116019
703 x 437	750 x 465	creme	9104116020
771 x 287	818 x 315	creme	9104116021
913 x 422	960 x 450	creme	9104116022
938 x 437	985 x 465	creme	9104116044



Fly screen

Darkening

Accessories – Fixing kit for S7P window

The fixing kits matching the various window sizes are a indispensable installation accessories for S7P aluminium windows; they make installation very easy. Mounting brackets and screws for the existing wall thickness are included.

Wall thickness	Ref. No.
22 – 23	9104116094
24 – 25	9104116095
26 – 27	9104116096
28 – 29	9104116097
30 – 31	9104116098
32 – 33	9104116099
34 – 35	9104116100
36 – 37	9104116101
38 – 39	9104116102
40 – 41	9104116103
42 – 43	9104116104



MY BENEFITS

- A variety of solutions for all common window and roof hatch sizes
- Privacy and shade
- Sophisticated complete systems combine darkening and fly screens
- Ratchet and spring roller blinds for frameless windows
- Custom fitting/shortening possible

PROTECT YOUR PRIVACY! DOMETIC SEITZ ROLLER

Get more privacy and shade from the comprehensive range of Dometic roller blinds. All model versions combine effective protection from the sun and from insects with high levels of operating convenience. The super-slim version of the Rastrollo 3000, just 335 mm wide, deserves particular mention – it is perfect for any bathroom window! The mini-double cassette blinds are the perfect answer for rooflights which need to be darkened. Individual customisations present no problem at all with the ratchet roller and double-cassette blinds, as the side guide rails can be shortened to length.

3.42

Dometic SEITZ Softrollo

An effective screen which adapts to your needs. Darkening and fly screen can be adjusted individually. This ensures air can circulate freely.

- Easy to use
- Highest level of flexibility when installing darkening and fly screen
- Double pleated Duette honeycomb fabric
- Insect guard and darkening are variably adjustable
- Good ventilation guaranteed at all times
- Space-saving single-cassette system

Available from 600 x 750 to 1700 x 845 mm

Other heights and widths can be found online, at www.dometic.eu/rv



3.42

Dometic SEITZ Rastrollo 3000

Designed for installation above the window, this roller blind is the perfect solution for windows without frames. It is fitted with a fly screen and a darkening screen – both of which can be adjusted separately. The speed-controlled spring motor ensures the blind unwinds gently and evenly. Once it has been let down, integrated ventilation slits ensure air keeps circulating.

- The darkening blind and fly screen can be adjusted separately
- The darkening blind can be adjusted steplessly
- Excellent insulation with aluminium coating
- Vertical guide rails can be shortened
- Highly-effective insect protection
- Unwound gently by speed-controlled spring motor

Available in 17 different sizes, from 335 x 345 to 1760 x 810 mm, in grey-white or white.



New dimensions
Extra-slim design



Darkening screen

3.42

Dometic SEITZ Mini-double cassette roller blind/roof window roller blind 1302

For perfect comfort on the road: fly screen and darkening roller blind can be joined together and then adjusted at the same time. Alternatively, the roller blind can be used separately in three positions.

- Night-time security: when the roller blind is closed, a small gap remains open, allowing air to circulate through the fly screen
- Fly screen and darkening screen can optionally be fitted at the top or at the bottom of the window
- Excellent insulation with aluminium coating
- Vertical guide rails can be shortened
- Also available for roof windows
- Darkening blind and fly screen can be adjusted simultaneously

Available in thirteen different sizes from 630 x 700 to 1530 x 750 mm (and in three sizes for roof windows), in grey-white or pearl white.

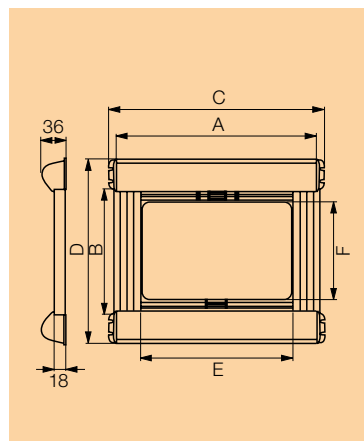


Fly screen and darkening screen can be installed at the top or bottom of the window, as preferred

Dometic SEITZ Mini-double cassette roller blind/roof window roller blind 1302

Roller blinds

Standard size



A = width ordered
 B = height ordered
 C = overall width
 D = overall height
 E = width of window opening
 F = height of window opening

Size A (mm)	Size B (mm)	Size C (mm)	Size D (mm)	Size E (mm)	Size F (mm)	Weight (kg)
630	700	658	790	580	650	1.30
680	700	708	790	630	650	1.35
730	700	758	790	680	650	1.41
780	700	808	790	730	650	1.47
830	700	858	790	780	650	1.53
930	700	958	790	880	650	1.65
1030	700	1058	790	980	650	1.77
1130	700	1158	790	1080	650	1.89
1230	700	1258	790	1180	650	2.00
1330	750	1358	840	1280	700	2.15
1430	750	1458	840	1388	700	2.27
1480	750	1508	840	1430	700	2.33
1530	750	1558	840	1480	700	2.39

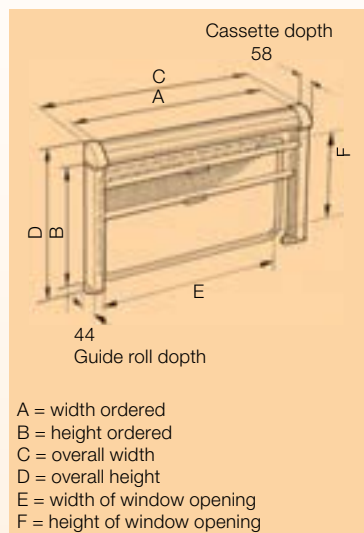
Special size for roof opening

480	500	508	590	430	450	0.96
540	500	568	590	490	450	1.09
580	600	608	690	530	550	1.19

3.42 // Dometic SEITZ Rastrollo 3000

Roller blinds

Standard size



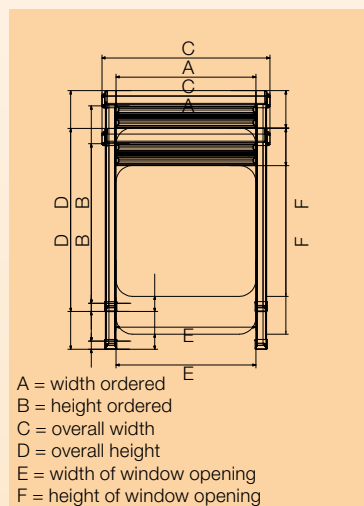
A = width ordered
 B = height ordered
 C = overall width
 D = overall height
 E = width of window opening
 F = height of window opening

Size A (mm)	Size B (mm)	Size C (mm)	Size D (mm)	Size E (mm)	Size F (mm)	Weight (kg)
335	345	354	439	275	285	1.0
660	710	679	804	600	650	2.28
710	710	729	804	650	650	2.33
760	710	779	804	700	650	2.39
810	710	829	804	750	650	2.44
860	710	879	804	800	650	2.50
960	710	979	804	900	650	2.61
1060	710	1079	804	1000	650	2.71
1160	710	1179	804	1100	650	2.82
1260	710	1279	804	1200	650	2.93
1360	810	1379	904	1300	750	3.34
1460	810	1479	904	1400	750	3.45
1510	810	1529	904	1450	750	3.50
1560	810	1579	904	1500	750	3.56
1610	810	1629	904	1550	750	3.61
1660	810	1679	904	1600	750	3.67
1760	810	1779	904	1700	750	3.78

3.42 // Dometic SEITZ Softrollo

Roller blinds

Standard size



A = width ordered
 B = height ordered
 C = overall width
 D = overall height
 E = width of window opening
 F = height of window opening

Size A (mm)	Size B (mm)	Size C (mm)	Size D (mm)	Size E (mm)	Size F (mm)	Weight (kg)
600	745	686	816	600	650	1.07
650	745	736	816	650	650	1.16
700	745	786	816	700	650	1.24
750	745	836	816	750	650	1.33
800	745	886	816	800	650	1.42
900	745	986	816	900	650	1.60
1000	745	1086	816	1000	650	1.78
1100	745	1186	816	1100	650	1.96
1200	745	1286	816	1200	650	2.13
1300	845	1386	916	1300	750	2.62
1400	845	1486	916	1400	750	2.82
1450	845	1536	916	1450	750	2.92
1500	845	1586	916	1500	750	3.02
1550	845	1636	916	1550	750	3.13
1600	845	1686	916	1600	750	3.23
1700	845	1786	916	1700	750	3.43

Other heights and widths can be found online, at: www.dometic.eu/rv

Contents, specifications and availability are subject to change due to the technical improvement.

	grey-white	pearl white
Product (mm)	Ref. No.	Ref. No.
630 x 700	9104100052	9104100065
680 x 700	9104100053	9104100066
730 x 700	9104100054	9104100067
780 x 700	9104100055	9104100068
830 x 700	9104100056	9104100069
930 x 700	9104100057	9104100070
1030 x 700	9104100058	9104100071
1130 x 700	9104100059	9104100072
1230 x 750	9104100060	9104100073
1330 x 750	9104100061	9104100074
1430 x 750	9104100062	9104100075
1480 x 750	9104100063	9104100076
1530 x 750	9104100064	9104100077

	Roof window roller blind 1302 grey-white	Roof window roller blind 1302 pearl white
480 x 500	9104100078	9104100081
540 x 500	9104100079	9104100082
580 x 600	9104100080	9104100083

	grey-white	white
Product (mm)	Ref. No.	Ref. No.
335 x 345	-	9104109622
660 x 710	9104108376	9104108412
710 x 710	9104108377	9104108413
760 x 710	9104108378	9104108414
810 x 710	9104108379	9104108415
860 x 710	9104108380	9104108416
960 x 710	9104108381	9104108417
1060 x 710	9104108382	9104108418
1160 x 710	9104108383	9104108419
1260 x 710	9104108384	9104108420
1360 x 810	9104108385	9104108421
1460 x 810	9104108386	9104108422
1510 x 810	9104108387	9104108423
1560 x 810	9104108388	9104108424
1610 x 810	9104108389	9104108425
1660 x 810	9104108390	9104108426
1760 x 810	9104108391	9104108427

		cream white
Product (mm)		Ref. No.
600 x 745	-	9104108392
650 x 745	-	9104108393
700 x 745	-	9104108394
750 x 745	-	9104108395
800 x 745	-	9104108396
900 x 745	-	9104108397
1000 x 745	-	9104108398
1100 x 745	-	9104108399
1200 x 745	-	9104108400
1300 x 845	-	9104108401
1400 x 845	-	9104108402
1450 x 845	-	9104108403
1500 x 845	-	9104108404
1550 x 845	-	9104108405
1600 x 845	-	9104108406
1700 x 845	-	9104108407

DARKENING SCREENS FOR DRIVER'S CABINS

DOMETIC SEITZ ROLLER BLINDS

For privacy in the cab then the high-quality Dometic SEITZ darkening systems for windscreen and side windows keep out prying eyes.

The double-pleated Duette honeycomb material also provides excellent thermal insulation – heat as well as cold are kept out. The aluminium-coated Dometic SEITZ windscreen roller blinds also have excellent thermal insulation properties. Both screen variants are available for the Fiat Ducato and many more motorhome models of the same design.

Double-pleated honeycomb

3.42

Dometic SEITZ darkening system

For the Fiat Ducato Type 250 and the Peugeot Boxer and Citroën Jumper of the same design (without roof carrier). Faltstore made of double-pleated Duette honeycomb material – screening and heat insulation in perfect combination. For windscreen and side windows.

- Quick and easy to assemble, without covering the ventilation slots
- Absorbs up to 99% ultra-violet rays
- High degree of insulation from heat and cold (due to internal aluminium-laminated honeycomb system)
- Variably adjustable
- High resistance compared to single-pleated material

Windscreen roller blind, grey (left-hand-drive) // Ref. No. 9104100266

Windscreen roller blind, grey (right-hand-drive) // Ref. No. 9104100267


Side screens, grey (left/right) // Ref. No. 9104100268

For Fiat Ducato Modelle from 2010 and vehicles from 2010 of the same design

Windscreen roller blind, beige (left-hand-drive) // Ref. No. 9104113602

Windscreen roller blind, beige (right-hand-drive) // Ref. No. 9104113603

Side screens, beige (left/right) // Ref. No. 9104113604



Easy to fit

Aluminium-coated

3.42

Dometic SEITZ windscreen roller blinds

For Fiat Ducato Type 250 and Peugeot Boxer and Citroën Jumper of the same design (without roof carrier) as well as Fiat Ducato Type 230 and 244.

- Screening and insulation due to an aluminium coating on the exterior
- Powder-coated cassette with roller blind
- Available for left- and right-hand-drive models (type 250)

Windscreen roller blind, grey (left-hand-drive), for Fiat Ducato Type 250
Ref. No. 9104100269

Windscreen roller blind, grey (right-hand-drive), for Fiat Ducato Type 250
Ref. No. 9104100270

Windscreen roller blind, beige (left-hand-drive), for Fiat Ducato Type 230 and 244 // Ref. No. 9104100233

Windscreen roller blind, grey (left-hand-drive), for Fiat Ducato Type 230 and 244 // Ref. No. 9104100234



DOMETIC SERVICE HATCHES



3.42



3.42

Dometic SEITZ SK 4 service hatch

Spray cast from weatherproof ASA. Fitted in the opening on the vehicle without screws (for vertical or horizontal installation).

- Equipped with multi-point locking (except size 375 x 305 mm) and closing system
- Suitable for wall thicknesses of 23 to 42 mm (except size 375 x 305 mm and 700 x 305 – to 32 mm)
- Available in five different sizes

Available in five sizes from 375 x 305 to 1000 x 405 mm

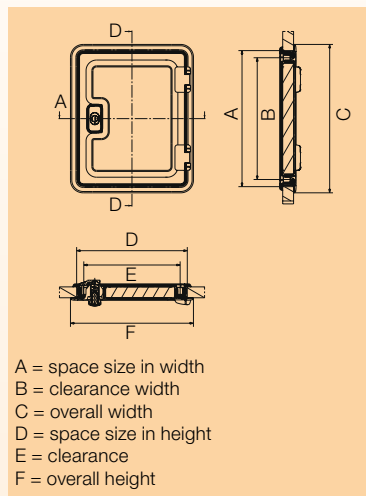
Dometic SEITZ SK 5 service hatch

The attractive design of this weather-resistant service hatch blends in to the exterior of your recreational vehicle. No need for screws for this simple assembly. Vertical or horizontal assembly possible.

- Hinges on the inside
- Integrated ventilation for Dometic cassette toilet (360 x 310 mm)
- Secure multi-point locking and closing system
- Available in five different sizes
- Suitable for wall thicknesses of 23 to 36 mm
- **Now also available in the size 1070 x 300 mm**

Available in five sizes from 360 x 310 to 1070 x 300 mm

Service hatches



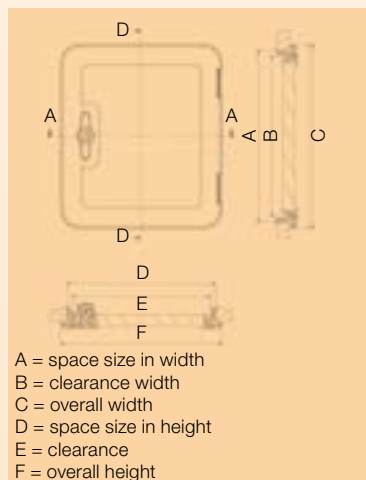
3.42 // Dometic SEITZ SK 4

Size (mm)	Width (mm), hinge dimension			Height (mm)		
	Size A	Size B	Size C	Size D	Size E	Size F
375 x 305	375	335	409	305	265	338
700 x 305	700	660	734	305	265	338
700 x 405	700	660	734	405	365	438
1000 x 305	1000	960	1034	305	265	338
1000 x 405	1000	960	1034	405	365	438

Wall thickness (mm)	Weight (kg)*	Ref. No.
23 – 32	0.99	9104100197
23 – 32	1.45	9104100198
23 – 42	1.56	9104100199
23 – 42	2.00	9104100200
23 – 42	2.20	9104100201

* Weight without cover. All sizes in mm. Changes and errors reserved.

Service hatches



3.42 // Dometic SEITZ SK 5

Size (mm)	Width (mm), hinge dimension			Height (mm)		
	Size A	Size B	Size C	Size D	Size E	Size F
360 x 310	360	337	385	310	288	335
650 x 350	648	625	673	348	326	337
750 x 300	748	725	773	298	276	323
1000 x 420	998	960	1023	418	396	443
1070 x 300	1070	1047	1095	300	278	325

Wall thickness (mm)	Weight (kg)*	Ref. No.
23 – 36	0.90	9104100202
23 – 36	1.30	9104100203
23 – 36	1.40	9104100204
23 – 36	2.00	9104100205
23 – 36	1.60	9104108622

* Weight without cover. All sizes in mm. Changes and errors reserved.

STOP MOSQUITOES, FLIES AND OTHER INSECTS

INSECT SCREENS FOR DOORS

Being close to nature has one drawback: insects in your mobile living room and bedroom can be a real nuisance. Which makes it best to take simple precautions and add a custom-fitted fly screen to the entrance. They are available now not only for standard doors, but also for the sliding doors featured by vehicles such as Fiat Ducato 250. All versions are easy to install.

They reliably keep those annoying creatures outside while fresh air can still circulate in the vehicle.



3.42

Dometic FlyTec FT 100

Single-pleated, high-quality fly screens suitable for sliding doors in the Fiat Ducato, type 250, and vehicles with an identical design. It covers the door completely, with a magnetic lock which closes it as if "by magic" and keeps it securely closed.

- Reliably keeps out all types of insects
- Easy installation
- Convenient one-hand operation

Ref. No. 9104114006 // Only available for left hand drive vehicles



- For the type of sliding doors in the Fiat Ducato X250
- Quick to install, simple to operate

3.42



580 x 1100



615 x 1100

Dometic SEITZ fly screen

Let the fresh air in and keep the insects out – no sooner said than done with Dometic's clever, economical fly screen solution. The aluminium frame is simply attached to the top half of the door, which can be opened separately.

- Durable, powder-coated aluminium frame
- Sturdy, glass-fibre reinforced fly screen
- Extremely easy to use
- Low space requirement (only 62 mm deep)
- Available in two standard sizes

580 x 1100 // Ref. No. 9104100238

615 x 1100 // Ref. No. 9104100239

PERFECT RAINWATER DRAINAGE WITH OUTSIDE LIGHTING

Anybody who has ever forgotten to close the sliding door when it's raining, knows how frustrating it is to get a shower inside. Not much fun if it keeps happening, so now there's a sturdy Dometic retrofit rain gutter for panel vans. It drains the rainwater from the side and is also equipped with an LED strip light. So that solves the problem of no exterior lighting at night time!



Integrated
LED light strip



- Effective side drainage for rainwater
- Supplementary function as outdoor lighting
- Energy-saving LED technology
- Easy to fit



3.42

Dometic RainTec RT 100

Illuminated rain gutter for Fiat Ducato sliding doors. Prevents rainwater from getting in when the door is open and works as an exterior light at the same time. Aluminium profile with integrated LED light strip.

- Input voltage: 8 – 16 volts
- Power rating: 4.8 watts
- W x H x D: 1500 x 32 x 16 mm
- Lamps: SMD LED diodes
- Material: aluminium
- Light colour: 3150 K (warm white)
- Energy consumption in 1,000 hours: 7 kWh
- Luminous flux: 435 lumen
- Service life: 50,000 h
- Weight: approx 480 g

A

Jet black // Ref. No. 9106505301

Fiat white // Ref. No. 9106505302


3.42

Dometic SEITZ clothes drier

Wet clothes quickly dry on the pull-out adjustable clothes drier by Dometic SEITZ. Three hanging rails and an especially sturdy towel rail are available. Minimum space is required for mounting and when not in use, the clothes drier is easily folded away.

- W x H x D: 600 x 50 x 100 mm (folded up)
- W x H x D: 600 x 50 x 220 mm (extended)
- Material: three drying rails made of plastic-coated, galvanised steel, one aluminium towel rail
- Supplied with two aluminium wall brackets

Ref. No. 9104100230





MY BENEFITS

- Easy to use
- Perfect hygiene
- Powerful yet gentle cleaning

POWERFUL EFFECT – SPARKLING RESULTS

DOMETIC CLEAN&CARE CLEANERS

A complete line of cleaners for every task on board: Dometic has the right formulation for stainless steel surfaces, fridges, ovens and grills, and even for the awning canvas. Innovative, easy-to-use products guarantee sparkling results – powerful and gentle at the same time. Cleaning your camper has never been easier and more fun!



Dometic Clean&Care cleaners



7.03

NEW! Dometic Clean&Care

Hygiene cleaner

- Antibacterial bio-alcohol
- Spray cleaner – ideal for vertical surfaces
- Also for refrigerators (eliminates minor ice build-up)
- Content: 500 ml

Ref. No. 9103501145



7.03

NEW! Dometic Clean&Care

Stainless steel cleaner

- Ideal for Dometic hobs and sinks
- Easily removes fat and grease
- Streak-free shine
- Content: 500 ml

Ref. No. 9103501173



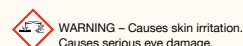
7.03

NEW! Dometic Clean&Care

BBQ and oven cleaner

- Effectively removes burnt-on food or grease
- Gel cleaner – holds vertically
- Neutral odour and gentle cleaning
- Content: 500 ml

Ref. No. 9103501159



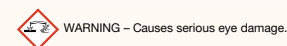
7.03

NEW! Dometic Clean&Care

Awning and boat cover cleaner

- Quickly removes even the most persistent dirt
- Simple brush application
- Eliminates bad odours
- Content: 650 ml

Ref. No. 9103501131



FOR SENSITIVE ACRYLIC GLASS PANES CLEANING AND CARE IN ONE SET

Acrylic glass window panes should not be cleaned with a standard glass cleaner. It will make the material brittle over time, cause clouding and tension cracks. With the special cleaning and care product from Dometic you are on the safe side – your acrylic glass windows will stay immaculate for a long time.

3.42

Dometic SEITZ

Acrylic glass polish, special polishing cloth and cleaner

This cleaning agent (250 ml) for regular cleaning removes all types of dirt, even grease and nicotine film. It prevents static build-up and dust accumulation without using a solvent. The acrylic-glazing polish (75 ml) and special cloth can remove clouding and light scratches. All three products are also available together as a cleaning kit.

Acrylic glass polish 75 ml // Ref. No. 9103501188

Special polishing cloth // Ref. No. 9104101190

Acrylic glass cleaner 250 ml // Ref. No. 9104101189

Cleaning kit // Ref. No. 9103501201



Clean and care

NEW! DOMETIC CV 1004

CENTRAL VACUUM CLEANER SYSTEM

It has enough power to get the dirt out of the smallest gap, but it's only the size of a shoe box: the new CV 1004 vacuum cleaner system from Dometic can be neatly integrated into unused storage spaces. Its vacuum hose can be connected directly to the central unit or to an external "socket". The appliance starts automatically when the hose end is inserted into the socket and switches off automatically when it is removed. All in all, it is a consistent development of its predecessor model, with more functions at a more favourable price!

MY BENEFITS

- High vacuum power and efficient cleaning
- Small-sized central unit
- Vacuum hose can be inserted in 2 different places
- Extensive range thanks to 12 m vacuum hose
- Various brushes and nozzles included
- Upgradable with Dometic VacPort, the new sweep inlet valve



Clean
result,
nice price!



3.31

3.31

NEW! Dometic CV 1004

Central vacuum cleaning system

- Power Input: 950 watts
- Input voltage: 230 volts
- Suction power: 2500 mm (water column)
- Dimensions (W x H x D): 298 x 171 x 175 mm
- Suction hose connection to the central unit or to an external hose socket (included in delivery)

Ref. No. 9103501126

Optional extras

Vacuum cleaner bag (5 pieces) // Ref. No. 9103501128

NEW! Dometic VacPort

Sweep inlet valve for CV 1004 and CV 2004

- Can be used only in combination with Dometic vacuum cleaner systems CV 1004 or CV 2004
- Installation at floor level – preferably in dirt-intensive areas
- Automatic activation and deactivation by opening or closing of the vacuum slot
- Two integrated LEDs for illumination of the floor area
- Accessories for installation included

Ref. No. 9103501127



MY BENEFITS

- Convenient battery vacuum cleaner for use in vehicles or at home
- Maximum mobility with rechargeable 12-volt battery
- Can be recharged from 12 and 230 volts
- Cleaning power: 400 mm water column
- Easy-to-clean dust container and fabric filter

BATTERY-POWERED WET/DRY VACUUM CLEANER

The handy vacuum cleaner comes complete with integrated battery – no need for an external power supply. Its substantial vacuuming power is more than a match for even the most stubborn dirt or fluids. Following an extended round of vacuuming, the battery is recharged through the power socket, making it ready for the next round. Thanks to its compact design, PowerVac can be stored anywhere – storage compartments, garage, boot or broom cupboard. A handy universal appliance – both on the move and at home.



Wet/dry vacuum cleaner



Upholstery nozzles



Easy-to-clean filter



Crevice tool for corners

WAECO PowerVac PV 100

Wet/dry vacuum cleaner with 12-volt rechargeable battery

- Motor: 12 volts DC, 28,000 rpm
- Battery: 12 volts DC, 2.6 Ah
- Operating time: up to 18 min ±10%
- Recharge time: 10–14 h (automatic switch-off)
- Operating temperature: 0°C to +40°C
- Power input: approx. 90 watts
- Vacuuming performance: approx. 400 mm water column (±10%)
- Capacity: 3.8 l
- W x H x D: 270 x 320 x 198 mm
- Weight: 2150 g
- Scope of delivery: vacuum cleaner, hose, attachments for upholstery, rugs and narrow gaps, carrying strap, mains adapter, 12-volt charging cable, operating instructions

Ref. No. 9103500212

3.31



MY DELIGHT



MOBILE KITCHEN SOLUTIONS



Portable grills	184
Coffee machines / kettle	186
Ovens	187
Built-in hobs	188
Built-in hob/sink combinations	190
Built-in sinks	192
Cooker hoods	194
Accessories	196

Holidays are for enjoying great food

That's what makes a great holiday – cooking and eating together, without clock watching. Delicious meals improvised with local ingredients. Sitting around the table for hours on end, chatting and... enjoying the food. Dometic helps you treat yourself and your loved ones when you're on the move with a complete range of ideas for your mobile kitchen.

NEW

WAECO PerfectCoffee MC 052



P. 186



MOBILE KITCHEN CONCEPTS

COOKING, BAKING AND WASHING UP ON BOARD

Kitchen comfort in confined spaces

Admittedly, kitchens in motorhomes and caravans are far smaller than your kitchen at home, but they can be just as well-equipped. The comfort specialist, Dometic, has made everything mobile for a well-functioning kitchen. Choose from a wide range of cookers, ovens and grills to operate with gas or alcohol and also built-in sinks or hob/sink combinations. What would a (mobile) kitchen be, without such handy additions like a cooker hood or a coffee machine?



Grills

Assemble and then grill or cook: proven portable grills with up to three cooking grates.



p. 184

Coffee machines and kettle

For a steady supply of hot drinks on board: mobile coffee machines and kettle.



p. 186

Ovens

Pizza, casseroles or roast chicken – this built-in oven takes care of it all with or without grill function.



p. 187

Hobs

High-quality integrated solutions in a wide range of sizes and for every kind of space. Gas burners with a safety ignition system.



p. 188

Hob/sink combinations

Optimum use of space with this compact hob and sink. Available with or without a lid.



p. 190

Built-in sinks

Round or square, sinks in various dimensions, with lids and drainers too.



p. 192

Cooker hoods

Extraction or air circulation principle: two different designs to disperse kitchen fumes.



p. 194

GRILLING AND COOKING FUN – TO TAKE ANYWHERE



The practical Dometic portable grills have been warmly recommended by al fresco chefs for over 30 years. They work using gas, and are set up and ready to use straight away. While the meat is on the grill; the side dishes are cooking on the cooking grates and thanks to the top-mounted burner, there is no smoke, ash nor sparks.



3.37



3.37

Dometic Classic 1

Portable grill with three cooking grates

- Output: 5300 watts
- Gas consumption: 385 g/h
- Gas supply pressure: 30 mbar
- Number of burners: 3
- Colour of case: anthracite, high-quality texture paint
- Side panels: Aluminium
- Stainless steel burner and cooking grates, easy to set up and pack away, steel case for ease of transport, roasting spit with 2 meat holders, grill rack, grill rack holder, aluminium drip tray
- Weight: 10 kg
- W x H x D: 620 x 128 x 288 mm (closed)
Drip tray with rack (W x D): 544 x 238 mm
- Gas supply hose and gas pressure regulator are not included

30 mbar // Ref. No. 9103300172

Additional adapter for 30 mbar gas supply pressure

Ref. No. 9103300168 // DK, FIN, E, N, RUS, S

Ref. No. 9103300169 // UK, F, I, NL, PL, SK

Dometic Classic 2

Portable grill with two cooking grates

- Output: 4300 watts
- Gas consumption: 320 g/h
- Gas supply pressure: 30 mbar
- Number of burners: 2
- Colour of case: anthracite, high-quality texture paint
- Side panels: Aluminium
- Stainless steel burner and cooking grates, easy to set up and pack away, steel case for ease of transport, roasting spit with 2 meat holders, grill rack, grill rack holder, aluminium drip tray
- Weight: 8 kg
- W x H x D: 510 x 128 x 288 mm (closed)
Drip tray with rack (W x D): 435 x 238 mm
- Gas supply hose and gas pressure regulator are not included

30 mbar // Ref. No. 9103300174

Additional adapter for 30 mbar gas supply pressure

Ref. No. 9103300168 // DK, E, FIN, N, RUS, S

Ref. No. 9103300169 // UK, F, I, NL, PL, SK

3.37

Dometic grill covers for portable grills Classic 1 & 2

Grill covers

For portable grills Classic 1

- Material: 30% polyester and 70% PVC

Ref. No. 9103500360

For portable grills Classic 2

- Material 30% polyester and 70% PVC

Ref. No. 9103500361



✓

GasChecker
Watch video

Our Tip!

When you need to know whether your supply of gas will last: the Dometic GasChecker identifies the amount of gas left in standard gas bottles in just a few seconds!

see p. 197

DOMETIC ACCESSORIES


FOR CLASSIC 1 & 2 PORTABLE GRILLS

Grilling is fun – and even more so when a portable grill from Dometic is taking centre stage. Matching accessories add to the enjoyment. Try it out for yourself!

3.37

- 1 Side shelves:** suitable for all Classic grills, attached to the side of the grill, supplied in pairs, chrome-plated tray holder, dimensions (W x D) approx. 270 x 170 mm

Ref. No. 9103300804




- 2 Grill rack midi:** rack width: 320 mm, for all grills with 35 – 48 cm inside width, for 2-burner grills

Ref. No. 9103300800



- 3 Grill rack maxi:** rack width: 480 mm, for all grills with 52 – 62 cm inside width, for 3-burner grills

Ref. No. 9103300801



- 4 1.5-volt battery grill motor:** for 1.5-volt batteries, RFI suppressed, battery not included

Ref. No. 9103300802



- 5 Combination grill motor:** for either 230-volt mains or 1.5-volt battery, battery not included

Ref. No. 9103300807



- 6 Mains-powered grill motor:** for 230 volts, exceptional performance, for up to 15 kg of grill meat

Ref. No. 9103300803

- 7 Bag:** For all portable Dometic grills
- Large zip-up main compartment with plenty of storage space, separate compartment with Velcro fastener for storing the grilling utensils, adjustable shoulder strap with padding, 2 padded handles
 - Material: 100% polyester

Ref. No. 9103500119



- 8 NEW! Dometic stainless steel cleaner:** For cleaning and care of all stainless steel and chrome surfaces. Easily removes fat and grease. Streak-free shine.

Ref. No. 9103501118



Clean and care

- 9 NEW! Dometic BBQ and oven cleaner:** For cleaning and care of ovens, cooking grates and pans. Effectively removes burnt-on food or grease. Neutral odour and gentle cleaning.

Ref. No. 9103501117



WARNING – Causes skin irritation. Causes serious eye damage.

TAKE A REST, HAVE A CUPPA!

COFFEE MAKERS AND CAR KETTLE

How big is the thirst for coffee? How many coffee lovers do we have on board? Two 12-volt coffee makers from WAECO take care of this and there's enough for everyone. The trendy design is the hallmark of the new 5-cup brewer WAECO PerfectCoffee MC 052, which is fitted with an easy to access swing filter and a glass pot. For those who prefer a cup of tea or soup, the WAECO kettle is happy to do the job. All three gadgets were especially designed for mobile use and they are supplied with fixing kits.

3.13

NEW! WAECO PerfectCoffee MC 052

Coffee maker for 5 cups

- Capacity: 5 cups (625 ml)
- Voltage: 12 volts DC
- Average power consumption: 170 watts
- Swing filter can be turned for easier use, integrated transport securing device for glass pot, hotplate with thermostat, fixing kit for wall or desk mounting
- Weight: 1.1 kg
- Dimensions (W x H x D): 240 x 270 x 155 mm
- E-approved (Automotive / EMC Directive), food-safe according to the German Foodstuff and Consumer Goods Act (LMBG)

12 volts // Ref. No. 9103533013



12 V

3.13

WAECO PerfectCoffee MC 01

Single cup coffee machine

- Capacity: 150 ml
- Voltage: 12 volts DC
- Medium power input: 12 volts: 180 watts
- Quick brewing time, automatic switch-off, boil-dry protection, permanent filter, status indicator
- Weight: 0.8 kg
- Dimensions (W x H x D): 135 x 190 x 110 mm (incl. fixing kit)
- Food-safe according to the German Foodstuff and Consumer Goods Act (LMBG)

12 volts // Ref. No. 9103533009



12 V

3.14

WAECO PerfectKitchen MCK750

Kettle

- Capacity: approx. 0.75 litres
- Voltage: 12 volts DC
- Medium power input: 12 volts: 200 watts
- Automatic switch-off when boiling temperature is reached, boil-dry protection, status indication
- Weight: 0.8 kg
- Dimensions (W x H x D): 190 x 205 x 125 mm (incl. fixing kit)
- E-approved (Automotive/EMC Directive), food-safe according to the German Foodstuff and Consumer Goods Act (LMBG)

12 volts // Ref. No. 9103533003

FANCY BAKING OR GRILLING?

Cake or pizza, juicy roast or crispy chicken, grilled dishes ... you can create the most delicious meals when travelling, with your built-in Dometic oven. Adjusting the temperature and grill setting is easy and convenient (no grill on CMBOA).

The FO211GT/FO311GT models even have a rotary plate for warming up meals (in the grill).

All models include a baking tray and rack (with the exception of the FO211GT).

3.37

Dometic CMBOA

Oven

- Voltage: 12 volts DC (electric ignition)
- Output: 1.1 kW
- Gas consumption: 80 g/h
- Gas supply pressure: 30 mbar
- Oven capacity: 18 litres
- Heat-resistant and panorama glass door, thermostat, electronic 12-volt ignition, interior light, bottom-hinged door, enamelled baking tray, stainless steel rack
- Weight: 13.7 kg
- Dimensions (W x H x D): 410 x 310.8 x 489.7 mm
- Built-in dimensions (W x H x D): 398 x 304 x 490 mm

Ref. No. 9103300500



With
panorama
glass door



Gas



Unique on the market:
**Built-in
rotary plate**



Gas

3.38



Unique on the market:
**Built-in
rotary plate**



Gas

3.38

Dometic FO211GT

Oven with grill

- Voltage: 12 volts DC (electric ignition)
- Output: 1.2 kW (oven), 1.6 kW (grill)
- Gas consumption: 87 g/h (oven), 116 g/h (grill)
- Gas supply pressure: 30 mbar
 - Oven capacity: 20 litres
- Thermostat, interior light, electronic 12-volt ignition, safety ignition system, grill, bottom-hinged door, chimney connection, rotary plate, multi-layered glass door with safety locking
- Weight: 13.2 kg
- Dimensions (W x H x D): 530 x 310 x 410 mm
- Built-in dimensions (W x H x D): 504 x 283 x 460 mm

Ref. No. 9102302150

Dometic FO311GT

Oven with grill

- Voltage: 12 volts DC (electric ignition)
- Output: 1.2 kW (oven), 1.6 kW (grill)
- Gas consumption: 87 g/h (oven), 116 g/h (grill)
- Gas supply pressure: 30 mbar
- Oven capacity: 30 litres
- Thermostat, interior light, electronic 12-volt ignition, safety ignition system, grill, bottom-hinged door, chimney connection, rotary plate, multi-layered glass door with safety locking, rack and baking tray all included
- Weight: 19.5 kg
- Dimensions (W x H x D): 530 x 430 x 415 mm
- Built-in dimensions (W x H x D): 500 x 410 x 460 mm

Ref. No. 9102302151

OPTIMUM PROTECTION FOR THE HOB

The compact hobs from Dometic let you cook in confined spaces with two or three burners.

All models have a shiny glass surface – really eye-catching and extremely easy to clean. The hobs are fitted flush with the worktop and the ergonomically positioned control knobs let you keep all the cooking under perfect control. When there are no pots on the hob, you can close the glass lid to gain additional workspace – and protect your hob at the same time.

3.38

Dometic PI8023GL

3-burner hob with glass lid and surface

- Voltage: 12 volts DC (electric ignition)
- Power rating: 1 x 1.0 kW; 2 x 1.8 kW
- Gas consumption: 335 g/h
- Gas supply pressure: 30 mbar
- Lid and surface made of heat-resistant safety glass, detachable chromed pot grids, enamelled burner caps
- Weight: 3.6 kg
- Dimensions (W x H x D) 560 x 90.5 x 440 mm
- Built-in dimensions (W x D): 546 x 428 mm

Ref. No. 9102302154

Convenient
and elegant



Gas



3.37

Dometic CE99-ZF460-I-G

2-burner hob with glass lid

- Output: 2 x 1.6 kW
- Gas consumption: 233 g/h
- Gas supply pressure: 30 mbar
- Heat-resistant safety glass lid, detachable chrome pot grids, stainless steel burner caps, safety ignition system
- Weight: 3.3 kg
- Dimensions (W x H x D): 460 x 90 x 335 mm
- Built-in dimensions (W x D): 440 x 315 mm

Ref. No. 9103300436



3.37

Dometic CE99-DF-I-G

3-burner hob with glass lid

- Output: 3 x 1.6 kW
- Gas consumption: 350 g/h
- Gas supply pressure: 30 mbar
- Heat-resistant safety glass lid, detachable chrome pot grids, stainless steel burner caps, safety ignition system
- Weight: 5.1 kg
- Dimensions (W x H x D): 520 x 90 x 445 mm
- Built-in dimensions (W x D): 510 x 435 mm

Ref. No. 9103300402

TRIED-AND-TESTED BASE UNITS

Space for up to four pots and pans, ergonomic heat control with easy-to-check control knobs, functional equipment – in other words, cooking convenience almost like home. The reasonably-priced Dometic base hobs are remarkably compact, made from robust stainless steel and equipped with detachable pot grids and a safety ignition system.



3.38

Dometic PI8621RP

1-burner built-in hob

- Output: 2.3 kW
- Gas consumption: 167 g/h
- Gas supply pressure: 30 mbar
- Detachable chrome pot grid, stainless steel burner cap, Piezo ignition, safety ignition system
- Weight: 1 kg
- Dimensions (W x H x D): 240 x 102 x 440 mm
- Built-in dimensions (W x D): 216 x 296 mm

Ref. No. 9102300033



3.38

Dometic PI909

2-burner built-in hob

- Output: 1 x 1.0 kW; 1 x 1.8 kW
- Gas consumption: 204 g/h
- Gas supply pressure: 30 mbar
- Detachable chrome pot grid, enamelled burner caps, Piezo ignition, safety ignition system, rubber seal
- Weight: 1.9 kg
- Dimensions (W x H x D): 420 x 75 x 370 mm
- Built-in dimensions (W x D): 386 x 336 mm

Ref. No. 9102300038



3.38

Dometic PI913

3-burner built-in hob

- Voltage: 12 volts DC (electric ignition)
- Output: 2 x 1.0 kW; 1 x 1.8 kW
- Gas consumption: 277 g/h
- Gas supply pressure: 30 mbar
- Detachable chrome pot grids, enamelled burner caps, safety ignition system, rubber seal
- Weight: 2.7 kg
- Dimensions (W x H x D): 520 x 90 x 370 mm
- Built-in dimensions (W x D): 486 x 336 mm

Ref. No. 9102300039



3.37

Dometic CE88 ZF EK2000 NIRO

2-burner built-in hob

- Output: 2 x 1.6 kW
- Gas consumption: 233 g/h
- Gas supply pressure: 30 mbar
- Detachable chrome pot grids, stainless steel burner caps, safety ignition system
- Weight: 1.6 kg
- Dimensions (W x H x D): 450 x 50 x 325 mm
- Built-in dimensions (W x D): 430 x 305 mm

Ref. No. 9103300439



3.37

Dometic CE94 DF EK2000 NIRO

3-burner built-in hob

- Output: 3 x 1.6 kW
- Gas consumption: 350 g/h
- Gas supply pressure: 30 mbar
- Detachable chrome pot grids, stainless steel burner caps, safety ignition system
- Weight: 4.1 kg
- Dimensions (W x H x D): 500 x 50 x 400 mm
- Built-in dimensions (W x D): 470 x 370 mm

Ref. No. 9103300441



3.37

Dometic CE88 VF EK2000-I

4-burner built-in hob

- Output: 4 x 1.6 kW
- Gas consumption: 467 g/h
- Gas supply pressure: 30 mbar
- Detachable chrome pot grids, stainless steel burner caps, safety ignition system
- Weight: 4.1 kg
- Dimensions (W x H x D): 400 x 50 x 500 mm
- Built-in dimensions (W x D): 370 x 470 mm

Ref. No. 9103300437



Our Tip!

Dometic stainless steel cleaner
A radiant shine for all stainless steel surfaces
Dometic care tips p. 197



COOKING AND WASHING UP IN ALL SHAPES AND SIZES

If you want to save on space without compromising on quality, then this clever combination of 2 burners and a sink is perfect for you. Made from sturdy stainless steel in different compact designs and easy to clean.



3.38

Dometic MO9222R / MO9222L

2-burner hob/sink combination with glass lids

- Output: 1 x 1.0 kW; 1 x 1.8 kW
- Gas consumption: 204 g/h
- Gas supply pressure: 30 mbar
- 2 heat-resistant safety glass lids, detachable chrome pot grids, enamelled burner caps, Piezo ignition, safety ignition system, AC 540 siphon, rubber seal, with hole for tap (Ø 39 mm)
- Weight: 5.8 kg
- Dimensions (W x H x D): 900 x 152 x 370 mm
- Built-in dimensions (W x D): 793 x 307 mm

MO9222R (sink on right) // Ref. No. 9102300025

MO9222L (sink on left) // Ref. No. 9102300024



3.38

Dometic MO8322R

2-burner hob/sink combination with glass lid

- Voltage: 12 volts DC (electric ignition)
- Output: 1 x 1.0 kW; 1 x 1.8 kW
- Gas consumption: 204 g/h
- Gas supply pressure: 30 mbar
- Heat-resistant safety glass lid, detachable chrome pot grid, enamelled burner caps, electronic 12-volt ignition, safety ignition system, AC 540 siphon, rubber seal, with hole for tap (Ø 39 mm)
- Weight: 5.6 kg
- Dimensions (W x H x D): 680 x 142 x 440 mm
- Built-in dimensions (W x D): 666 x 426 mm

Ref. No. 9102300020

Optional extra: AC 539 tap



3.37

Dometic CE00-MINI/BO-HI/27-I-G

2-burner hob/sink combination with glass lid

- Output: 2 x 1.6 kW
- Gas consumption: 233 g/h
- Gas supply pressure: 30 mbar
- Heat-resistant safety glass lid, detachable chrome pot grids, stainless steel burner caps, tap fitting inside, safety ignition system, siphon, rubber seal, with hole for tap (Ø 27 mm)
- Weight: 5 kg
- Dimensions (W x H x D): 600 x 145.8 x 445 mm
- Built-in dimensions (W x D): 590 x 435 mm

Ref. No. 9103300461



3.37

Dometic COMBI 840x436-DF-HI/21-I-2G

3-burner hob/sink combination with glass lids

- Output: 3 x 1.6 kW
- Gas consumption: 350 g/h
- Gas supply pressure: 30 mbar
- 2 heat-resistant safety glass lids, detachable chrome pot grids, stainless steel burner caps, tap fitting inside, safety ignition system, siphon, rubber seal, with hole for tap (Ø 27 mm)
- Weight: 6.1 kg
- Dimensions (W x H x D): 840 x 147 x 436 mm
- Built-in dimensions (W x D): 820 x 392 mm

Ref. No. 9103300482



3.38



MO917R
(sink on right)



MO917L
(sink on left)

3.38

Dometic MO911L

2-burner hob/sink combination

- Output: 1 x 1.0 kW; 1 x 1.8 kW
- Gas consumption: 204 g/h
- Gas supply pressure: 30 mbar
- Detachable chrome pot grid, enamelled burner caps, Piezo ignition, safety ignition system, AC 540 siphon, rubber seal
- Weight: 3.1 kg
- Dimensions (W x H x D): 800 x 125 x 320 mm
- Built-in dimensions (W x D): 766 x 286 mm

Ref. No. 9102300044

Optional extras: AC 539 // AC 537 taps

Dometic MO917R / MO917L

2-burner hob/sink combination

- Output: 1 x 1.0 kW; 1 x 1.8 kW
- Gas consumption: 204 g/h
- Gas supply pressure: 30 mbar
- Detachable chrome pot grid, enamelled burner caps, safety ignition system, AC 540 siphon, rubber seal
- Weight: 2.5 kg
- Dimensions (W x H x D): 600 x 120 x 420 mm
- Built-in dimensions (W x D): 566 x 386 mm

MO917R // Ref. No. 9102300046

MO917L // Ref. No. 9102300045

Optional extras: AC 539 // AC 537 taps

MO921R
(sink on right)



MO927R
(sink on right)



MO921L
(sink on left)



MO927L
(sink on left)



3.38

3.38

Dometic MO921R / MO921L

2-burner hob/sink combination

- Output: 1 x 1.0 kW; 1 x 1.8 kW
- Gas consumption: 204 g/h
- Gas supply pressure: 30 mbar
- Detachable chrome pot grid, enamelled burner caps, safety ignition system, AC 540 siphon, rubber seal
- Weight: 3.2 kg
- Dimensions (W x H x D): 800 x 135 x 420 mm
- Built-in dimensions (W x D): 798 x 418 mm

MO921R // Ref. No. 9102300047

MO921L // Ref. No. 9102300048

Optional extras: AC 539 // AC 537 taps

Dometic MO927R / MO927L

2-burner hob/sink combination

- Output: 1 x 1.0 kW; 1 x 1.8 kW
- Gas consumption: 204 g/h
- Gas supply pressure: 30 mbar
- Detachable chrome pot grid, enamelled burner caps, safety ignition system, AC 540 siphon, rubber seal
- Weight: 2.5 kg
- Dimensions (W x H x D): 490 x 120 x 460 mm
- Built-in dimensions (W x D): 456 x 426 mm

MO927R // Ref. No. 9102300050

MO927L // Ref. No. 9102300049

Optional extras: AC 539 // AC 537 taps



Our Tip!

Dometic stainless steel cleaner
A radiant shine for all stainless steel surfaces
Dometic care tips p. 197



KEEPING IT CLEAN ON BOARD!

The wide product selection makes it easy to find the best sink for your installation needs: round or square, sinks in various dimensions, all of them compact. They also come with a practical glass lid which is simply folded down after washing up, providing additional workspace. All sinks are supplied complete with siphon and rubber seal.



3.38

Dometic VA8005

Square sink with glass lid

- Heat-resistant safety glass lid, AC 540 siphon, rubber seal, with hole for tap (Ø 39 mm)
- Weight: 2.7 kg
- Dimensions (W x H x D): 420 x 145 x 370 mm
- Built-in dimensions (W x D): 405 x 355 mm

Ref. No. 9102300027

Optional extra: AC 539 tap



3.38

Dometic VA8006

Square sink with glass lid

- Heat-resistant safety glass lid, AC 540 siphon, rubber seal, with hole for tap (Ø 39 mm)
- Weight: 3.4 kg
- Dimensions (W x H x D): 420 x 145 x 440 mm
- Built-in dimensions (W x D): 405 x 425 mm

Ref. No. 9102300028

Optional extra: AC 539 tap



3.38

Dometic VA7306FP

Round sink with glass lid

- Heat-resistant safety glass lid, AC 540 siphon, rubber seal, with hole for tap (Ø 39 mm)
- Weight: 3.5 kg
- Dimensions (Ø x H): 420 x 148 mm
- Installation dimension (Ø): 400 mm

Ref. No. 9102300030

Optional extra: AC 539 tap



3.37

Dometic CE99 B410L-I-G

Square sink with glass lid

- Heat-resistant safety glass lid, siphon, rubber seal
- Weight: 3.3 kg
- Dimensions (W x H x D): 410 x 125 x 335 mm
- Built-in dimensions (W x D): 400 x 325 mm

Ref. No. 9103300433



3.37

Dometic CE99 B-HI/27-I-G

Square sink with glass lid

- Heat-resistant safety glass lid, integrated waste tray, siphon, rubber seal, with hole for tap (Ø 27 mm)
- Weight: 4.1 kg
- Dimensions (W x H x D): 420 x 150.7 x 445 mm
- Built-in dimensions (W x D): 390 x 435 mm

Ref. No. 9103300424



3.37

Dometic CE99 BTK600/HI/27-I-G

Sink/drainer combination with glass lid

- Heat-resistant safety glass lid, integrated waste tray, siphon, rubber seal, with hole for tap (Ø 27 mm)
- Weight: 5.1 kg
- Dimensions (W x H x D): 600 x 136 x 445 mm
- Built-in dimensions (W x D): 590 x 435 mm

Ref. No. 9103300427



3.38

Dometic VA928

Round sink

- AC 540 siphon, rubber seal
- Weight: 1.0 kg
- Dimensions (Ø x H): 400 x 130 mm
- Installation dimension: 366 mm

Ref. No. 9102300051



3.38

Dometic VA910

Square sink

- AC 540 siphon, rubber seal
- Weight: 1.1 kg
- Dimensions (W x H x D): 370 x 125 x 370 mm
- Built-in dimensions (W x D): 336 x 336 mm

Ref. No. 9102300056



3.38

Dometic VA930

Square sink

- AC 540 siphon, rubber seal
- Weight: 1 kg
- Dimensions (W x H x D): 280 x 145 x 380 mm
- Built-in dimensions (W x D): 272 x 372 mm

Ref. No. 9102300052



3.38

Dometic VA936

Square sink with drainer

- AC 540 siphon, rubber seal
- Weight: 1.5 kg
- Dimensions (W x H x D): 90 x 125 x 370 mm
- Built-in dimensions (W x D): 562 x 344 mm

Ref. No. 9102300054



3.38

Dometic VA945

Square double sink

- 2 AC 540 siphons, rubber seal
- Weight: 1.9 kg
- Dimensions (W x H x D): 575 x 100–110 x 370 mm
- Built-in dimensions (W x D): 541 x 340 mm

Ref. No. 9102300055



3.37

Dometic CE02 B325-I

Round sink

- Siphon, rubber seal
- Weight: 1.2 kg
- Dimensions (Ø x H): 325 x 125.5 mm
- Installation dimension (Ø): 298 mm

Ref. No. 9103300470



3.38

Dometic CE88-B-I

Square sink

- Siphon, rubber seal
- Weight: 1.7 kg
- Dimensions (W x H x D): 400 x 124 x 325 mm
- Built-in dimensions (W x D): 370 x 295 mm

Ref. No. 9103300418



3.38

Dometic waste bin with glass lid

Waste bin with glass lid

- Integrated heat-resistant safety glass lid, removable bin, 2-litre capacity
- Weight: 0.8 kg
- Dimensions (W x H x D): 182 x 200 x 192 mm
- Built-in dimensions (W x D): 172 x 182 mm

Ref. No. 9103300435



Our Tip!

Dometic stainless steel cleaner
A radiant shine for all stainless steel surfaces
Dometic care tips p. 197



BUILT-IN COOKER HOODS AND ACCESSORIES

The Dometic cooker hoods quickly draw cooking fumes, odours and moisture out of the vehicle. The compact fan, equipped with a 12-volt motor, is integrated into the roof dome and not into the unit itself. This design optimises airflow and performance.

The external connection consists of a flexible pipe and a weather-proof cap which is installed on the roof of the caravan.



Powerful!

DC
12 V

MY BENEFITS

- Extremely powerful
- 2-speed fan
- Washable metal grease filter
- Two integrated halogen bulbs
- Waterproof roof dome

3.36

Dometic CK 400

Exhaust cooker hood with 2-speed fan

- Voltage: 12 volts DC
- Capacity: 70/125 m³/h
- Power input: 30 watts
- Metal grease filter, 2 lighting levels with halogen bulbs (2 x 10 watts/12 volts, GU4)
- Weight: 3 kg
- Dimensions (W x H x D): 400 x 45 x 275 mm
- Roof opening (Ø): 105 mm
- Roof dome dimensions (H x Ø): 64 x 200 mm
- e5-approved

Ref. No. 9107300001



3.36

Dometic CK 150

Built-in exhaust cooker hood with 1-speed fan

- Voltage: 12 volts DC
- Capacity: 115 m³/h
- Power input: 30 watts
- 1-speed fan, washable metal grease filter, 2-level lighting with halogen bulbs (1 x 20 watts/12 volts, GU5.3), robust plastic roof dome
- Weight: 1.9 kg
- Dimensions (W x H x D): 400 x 45 x 165 mm
- Cupboard recess (W x D): 381 x 142 mm
- Roof opening (Ø): 105 mm
- Roof dome dimensions (H x Ø): 64 x 200 mm
- e5-approved

Ref. No. 9107300000



3.36

Dometic GY 11

Roof ventilator with motor

- Voltage: 12 volts DC
- Capacity: 70/125 m³/h
- Power input: 30 watts
- 2-speed fan, powerful ventilation even when the engine is turned off (3 to 12 m³/h at wind speed of 1 to 4 m/s)
- Weight: 0.6 kg
- Roof dome dimensions (H x Ø): 64 x 200 mm

Ref. No. 9107300318

Robust plastic roof domes




3.36

Dometic GY 20

Roof ventilator without motor

- Uses the differential pressure principle; efficient and noiseless operation without moving parts
- Weight: 0.4 kg
- Roof dome dimensions (H x Ø): 64 x 200 mm

Ref. No. 9107300319



MY BENEFITS

- Easy installation without the need to lay ventilation hoses
- Washable metal grease filter
- Replaceable activated carbon filter
- Both filters are easily accessible
- 2-speed fan
- Integrated lighting



PURE PLEASURE EVEN WHEN INSTALLING

Dometic CK 2000 is the world's first cooker hood for motorhomes to use the principle of air recirculation, so there's no need to install a roof ventilator. Cooking fumes are drawn upwards along the centre line of the unit and the cleaned air is returned via the side and front vents. The air dome that is created catches all the cooking fumes and ensures good suction power.

An additional plus point is the extremely low power consumption of just 5 watts!

3.36

Dometic CK 2000

Air recirculation cooker hood with replaceable activated carbon filter

- Voltage: 12 volts DC
- Capacity: 38/45 m³/h
- Power input: 5 watts
- 2-level fan, 2 integrated halogen bulbs (2 x 10 watts/12 volts, GU4), 2 lighting levels, washable metal grease filter, replaceable activated carbon filter
- Weight: 2.2 kg
- Dimensions (W x H x D): 400 x 56 x 280 mm

Ref. No. 9107300002



Activated carbon filter (pack of 2) // Ref. No. 9107300007



Two integrated halogen bulbs



Replaceable activated carbon filter



Washable metal grease filter



WASHING UP ACCESSORIES

These will make your mobile kitchen just perfect – the sink fittings are easy to use and sturdy enough to withstand any use.

3.38

Dometic taps

- Plastic, colour: chrome
- Max. water pressure: 1.5 bar
- Max. water temperature: 65°C

AC 539 // Ref. No. 9102300076

- Brass, colour: chrome

AC 537 // Ref. No. 9102300077

3.38

Dometic siphons

- Siphon, angled waste fitting, Ø 25 mm

AC 530 // Ref. No. 9102300082

- Siphon, straight waste fitting, Ø 25 mm

AC 535 // Ref. No. 9102300083

- Siphon, angled waste fitting, Ø 20 mm

AC 540 // Ref. No. 9102300084

- Siphon, straight waste fitting, Ø 20 mm

AC 545 // Ref. No. 9102300085

- Siphon, double waste fitting, Ø 25 mm

AC 557 // Ref. No. 9102300086



AC 539

AC 537



Straight waste fitting,
Ø 20/25 mm



Angled waste fitting,
Ø 20/25 mm



Double waste fitting,
Ø 25 mm

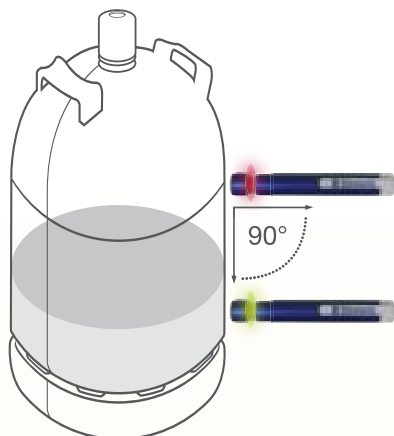


FILL LEVEL INDICATOR: IS THERE ENOUGH GAS?

You'll have an answer in just a few seconds! This is how quickly the GasChecker from Dometic will let you know how full – or empty – your gas bottle is. Using the probe, it is placed on various points on the surface of the bottle horizontally. If there is gas in the bottle at the point where the measurement is taken, then the GasChecker signal lamp lights up in green. At those points where there is no gas, it changes to red.



4.28



Dometic GasChecker GC100

Indicator for identifying the fill level of all standard propane and butane gas bottles.*

- Reliable level measurements using ultrasound
- Easy to use
- Suitable for all steel and aluminium gas bottles with a diameter of 200 - 350 mm (with the exception of self refilling bottles)
- Ideal for camping, recreation, boating and trades
- Weight: 25 g
- Dimensions: ø 16 x 113 mm
- Tested for explosion protection

* These are not suitable for use on 'self refilling gas bottles'

Ref. No. 9103500697



**GasChecker
Watch video**



PERFECT CLEANLINESS

It can be this quick and easy:
Caring for your kitchen devices is real fun with the new Dometic cleaners!



Clean and care

7.03



NEW!

Dometic stainless steel cleaner

For cleaning and care of all stainless steel and chrome surfaces

Ideal for Dometic hobs and sinks

- Easily removes fat and grease
- Streak-free shine
- Content: 500 ml

Ref. No. 9103501173

7.03

NEW!

Dometic BBQ and oven cleaner

For cleaning and care of ovens, cooking grates and pans

- Effectively removes burnt-on food or grease
- Also adheres to vertical surfaces
- Neutral odour and gentle cleaning
- Content: 500 ml

Ref. No. 9103501159



WARNING – Causes skin irritation.
Causes serious eye damage.

MY WELL-BEING



CareTabs
watch the video





MOBILE SANITATION SOLUTIONS



Cassette toilets	202
Portable toilets	204
Hygiene accessories	206

Comforts of home

Compromising on sanitation affects your well-being and prevents you from really relaxing. In addition, the space in a recreational vehicle is very confined and the time you spend in it is far too precious. Treat yourself to a mobile toilet from Dometic and enjoy homelike comfort wherever you go.

Dometic GreenCare Tabs

It couldn't be more convenient than this!



P. 202



**HIGHLY-EFFECTIVE
SANITATION
ADDITIVES IN TABS**

Pre-measured dosage and
space saving packaging!



THE DOMETIC SANITATION RANGE

We want you to travel in complete comfort. This is the idea behind our sanitation range, which offers sophisticated, mobile toilet concepts and practical, easy-to-use hygiene accessories for undiminished holiday enjoyment. Reap the benefits of decades of research and development: tailor-made comfort and convenience, and the pleasant feeling of freshness, free from nasty odours.

Enjoy your holiday – even in the smallest room on board.



Dometic Care hygiene accessories

Specially designed for use in portable toilets: easily soluble toilet paper and convenient, ready-to-use additives for the waste holding tank. Dometic PowerCare Tabs are effective in winter weather, the new GreenCare tabs are especially environmentally-friendly.



It's Tab time!



p. 202

Toilets for recreational vehicles

The CT 4000 cassette toilet has a luxurious look, and 18 of its features have been improved compared to the popular predecessor model. Indulge yourself with its high-quality, easy-care ceramic inlay and a space-saving round seat. It can be adjusted up to 90° in both directions giving you more room in the bathroom. The portable toilets for the Dometic 970 series are ultra-compact, easy to handle and reasonably priced.



Dometic CT 4000 series

p. 204

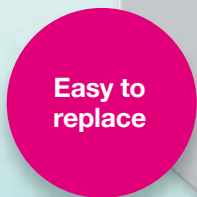


Dometic 970 series

p. 206

Dometic Renew Kit

The Dometic Renew Kit leaves older toilets gleaming with a radiant shine. All the essential parts are completely replaced – a simple and inexpensive solution. Suitable for Dometic CT 3000/CT 4000 toilet models, ideal for older vehicles!



p. 205



It's Tab time!



CONVENIENT, CLEAN, EFFICIENT:
SANITATION TABS FROM DOMETIC

IT COULDN'T BE MORE CONVENIENT! SANITATION IN A TAB

**Standard sanitation fluids add unnecessary weight on board,
and it's easy to use too much or spill them ...**

The highly-effective sanitation tabs from Dometic are far lighter than a bottle and take up minimal storage space. Ready to use soluble tabs, just add to the tank. The benefit: Your hands and the surrounding area stay clean, no more experimenting to get the right dosage – the optimum amount of additive always ends up in the tank. There is now a new environmentally friendly version of the tabs available – Dometic GreenCare Tabs. The proven PowerCare Tabs are slightly cheaper and score points with unrestricted winter-proofing.



Forget about heavy bulky bottles with costly overdosing or spillages!



Sanitation tabs from Dometic are in easy and convenient tabs and your hands stay clean.



MY BENEFITS

- Fast breakdown of waste without the build-up of unpleasant gas or odours
- Ready-to-use tabs – no overdosing possible
- Available in two versions

Dometic GreenCare Tabs – Carefree travel with a clear conscience

Behaving in an environmentally-friendly way is a big concern for most campers. One of the many ways to do this is now available in the disposal of waste. The new Dometic GreenCare sanitation tabs have a special environmentally-friendly formula and are just as convenient as the proven PowerCare Tabs from Dometic.

Just add the ready-to-use soluble tab to the tank - and it's done!



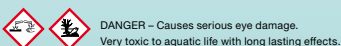
7.03

Dometic PowerCare Tabs

Highly-effective additive for the waste holding tank. Breaks down waste into liquid and prevents unpleasant odours.

- No spills
- Tabs in soluble film
- Pre-measured dosage
- Use just 1 tab per full tank
- For all portable toilets
- Easy storage
- 16 tabs per tub

Ref. No. 9107200100



7.03

Dometic GreenCare Tabs

Highly effective environmentally friendly tab for the waste holding tank. Breaks down waste into liquid and prevents unpleasant odours.

- New environmentally friendly version
- No spills
- Pre-measured dosage
- Tabs in soluble film
- Lightweight
- For all portable toilets
- Easy storage
- 16 tabs per tub

Ref. No. 9107200117



7.03

Dometic ComfortCare

Special, fast-soluble toilet paper for the comforts of home

- Quickly-soluble to prevent blockages
- 2-ply
- Extra-soft
- Facilitates waste holding tank discharging
- **Content: 4 rolls**

Ref. No. 9107200081



MY BENEFITS

- Toilet bowl with high-quality, easy to clean, scratch-resistant ceramic inlay
- Space-saving round seat which can be adjusted by up to 90° in both directions
- Powerful flush
- Light weight
- Largest waste holding tank available on the market (19 litres), easy to empty
- Tank level indicator makes the fill level easy to check
- Available with or without a flush water tank
- Replacing an existing toilet presents no problems



Our customers, along with the experts, subject our products to rigorous examinations. This is why we are so thrilled to see Dometic taking first place in tests and reader awards over and over again.



CARAVANING DESIGN AWARD 2012/2013
INNOVATIONS FOR NEW MOBILITY

ON-SITE LUXURY: THE PERFECT TOILET FOR MOTORHOMES

Plastic is passé now that lightweight ceramic is hip!

You can now enjoy all the familiar home sanitary comforts on board with the Dometic CT 4000 cassette toilet. It combines functionality with light weight, high quality materials and a modern design. It also features 18 modifications improving the design of its predecessor model, the CT 3000.



• **Scratch-resistant ceramic inlay**
High-quality aesthetically pleasing and lightweight ceramic inlay. Dirt-repellent and especially easy to clean.



• **Optimised bowl design**
The low toilet bowl toilet bowl has been perfectly harmonised with the human anatomy.



• **High-power flush**
The flushing capacity has been increased by 15% by optimising the flush ring and vacuum breaker.



The original fittings are also a huge success!

A list of references recommending the Dometic CT 3000 series, the predecessor to the CT 4000:



CT 4000 series: designed for SOG air ventilation system

The smell from the toilet area can be a problem especially in the close quarters of a recreational vehicle. The tried-and-tested SOG air ventilation system provides a rapid solution to this problem by conveying odorous gases outside through flexible piping. Both CT 4000 models are designed to accommodate the SOG system. It can be easily retrofitted.



7.01

Dometic CTS 4110

Cassette toilet with high-quality, scratch-resistant ceramic inlay

- Waste water tank capacity: 19 litres
- Colour: white
- Dimensions (W x H x D): 382 x 672 x 530 mm
- Weight: 12.0 kg
- Voltage: 12 volts DC
- Power input: max. 5 A for external pump
- Weighs up to 30% less than a solid ceramic toilet

Ref. No. 9107100630
Spare cassette // Ref. No. 9107100607

Service hatch SK 5 // 360 x 310 mm
Ref. No. 9104100202

7.01

Dometic Renew Kit

Just like new: the replacement set works wonders when the Dometic toilet is showing its age or has been installed by the previous vehicle owner. Instead of replacing it completely, only the heavily used parts are replaced – which reduces the work and saves money!

Complete set consists of:

- Toilet seat incl. lid
- Flush ring cover
- Waste holding tank
- Sanitation additives

Ref. No. 9103540058



- Easy to replace
- Clean and hygienic
- Including Dometic PowerCare Tabs for the waste holding tank





Our Tip
Dometic
Care Tabs

p.
202

MY BENEFITS

- Portable toilet in two sizes and two colours
- 8.7 litre flush water tank – sufficient for 27 flushes
- Push-button operation
- Strong 360° pressure flush for effective cleaning
- Tank monitor and overflow protection
- Ingenious disposal system: extra-long, pivoting spout and vent openings for clean, splash-free discharge
- Back-up tank and fixing kit as accessories

HYGIENIC AND COMPACT: PORTABLE TOILETS

Small but handy and space-saving, the new 970 series adds hygienic comfort to your recreational vehicle. The functions are contained in the smallest possible space to ensure you can enjoy home-like comfort when travelling.

A firm hold on hygiene

Build up air pressure

1

Pull out handle

2

Push once

3

Convenient discharge

4





7.01

Dometic 972

Space-saving portable toilet with 360° pressurised flush

- Flush water tank capacity: 8.7 litres
- Holding tank capacity: 9.8 litres
- Material: ABS
- Colour: white/beige or white/grey
- Dimensions (W x H x D): 333 x 317 x 387 mm
- Weight: 5.4 kg

Dometic 972, white/beige // Ref. No. 9108557678

Dometic 972, white/grey // Ref. No. 9108557679



7.01

Dometic 976

Space-saving portable toilet with 360° pressurised flush

- Flush water tank capacity: 8.7 litres
- Holding tank capacity: 18.9 litres
- Material: ABS
- Colour: white/beige or white/grey
- Dimensions (W x H x D): 333 x 387 x 387 mm
- Weight: 5.9 kg

Dometic 976, white/beige // Ref. No. 9108557680

Dometic 976, white/grey // Ref. No. 9108557681



7.01

Back-up tanks DTK972/DTK976

Ideal as additional sewage depot on board

- Holding tank capacity: 9.8 litres (**DTK972**) and 18.9 litres (**DTK976**)
- Material: ABS
- Colour: grey
- Dimensions (W x H x D):
333 x 190 x 387 mm (**DTK972**), 333 x 270 x 387 mm (**DTK976**)
- Weight: 1,8 kg (**DTK972**), 2,3 kg (**DTK976**)

Dometic DTK972, 9,8 l // Ref. No. 9107100030

Dometic DTK976, 18,9 l // Ref. No. 9107100031



7.01

Fixing kit for 970 series

- For simple and safe assembly

Ref. No. 9108559158

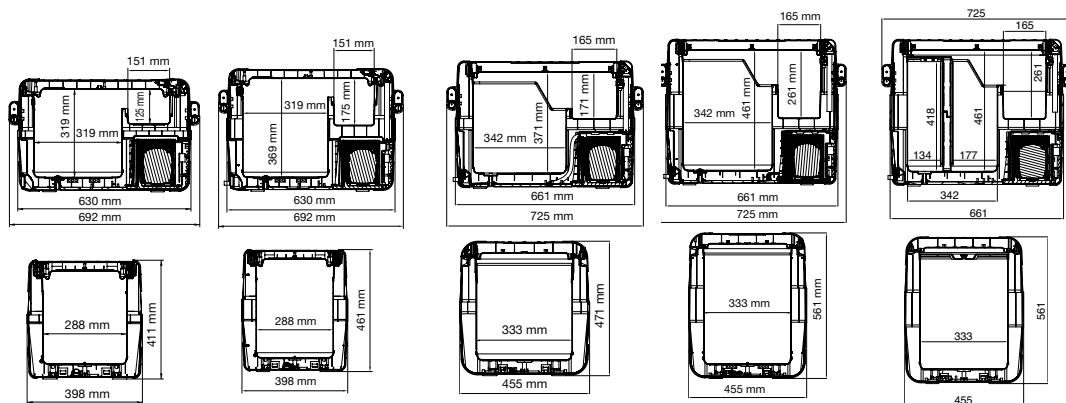


4.30 // WAECO CoolFreeze CFX

Compressor coolers



	CFX 35	CFX 40	CFX 50	CFX 65	CFX 65DZ
Ref. No.	9105304047	9105304048	9105304049	9105304050	9105304051
Ref. No. UK	9105305645	9105305646	9105305647	9105305648	9105305649
Storage volume (l, approx.) incl. for fresh food (l)	32 4.5	38 7	46 8.5	60 13	53 13 + 17 freezer
Connections	12/24 V DC 100–240 V AC	12/24 V DC 100–240 V AC	12/24 V DC 100–240 V AC	12/24 V DC 100–240 V AC	12/24 V DC 100–240 V AC
Temperature range (°C)	+10 to –22	+10 to –22	+10 to –22	+10 to –22	+10 to –22
Power input (watts, approx.)	43	48	52	58	50
Current consumption (Ah/h) at 12 V at +20°C at +32°C ambient temperature, both at +5°C interior temperature	0.32 0.60	0.36 0.64	0.38 0.68	0.42 0.76	0.42 0.76
Energy class	A++	A++	A++	A++	A+
Insulation PU foam all around	•	•	•	•	•
System	Fully hermetic compressor with integrated control electronics, low-voltage protection/electronic fuse, automatic reverse pole protection, electronic thermostat				
Material	Cabinet: PP + ABS Lid: PE	Cabinet: PP + ABS Lid: PE	Cabinet: PP + ABS Lid: PE	Cabinet: PP + ABS Lid: PE	Cabinet: PP + ABS Lid: PE
Colour	Pale grey / dark grey	Pale grey / dark grey	Pale grey / dark grey	Pale grey / dark grey	Pale grey / dark grey
Weight (kg, approx.)	17.5	18.5	20.4	22.3	23.2
Test marks	TÜV/GS, e-certified (Automotive EMC Directive)				
Scope of delivery Removable wire basket	•	•	•	•	•
Detachable carrying handles	•	•	•	•	•
Optional extras					
Mains adapter EPS 100, 230 V > 24 V	–	–	–	–	–
Mains adapter MPS 35, 110 V – 240 V > 24 V	–	–	–	–	–
Universal fixing kit	–	–	–	–	–
Wireless display	9105304065	9105304065	9105304065	9105304065	9105304065



4.10 // WAECO CoolFreeze CDF

4.10 // WAECO CoolFreeze CF

4.21 // WAECO CoolFun CK



CDF 11	CDF 16	CDF 18	CDF 26	CF 80	CF 110	CK 40D	CK 40D Hybrid
9105100007	9105303477	9105100002	9105303457	9105303248	9105303102	9105303388	9105305750

							9105305900
--	--	--	--	--	--	--	------------

10.5 -	16 -	18 -	21 4	79 7	105 13	38 -	38 -
12/24 V DC	12/24 V DC	12/24 V DC	12/24 V DC	12/24 V DC 100-240 V AC	12/24 V DC 100-240 V AC	230 V AC	12 V DC (thermoelectrics) 230 V AC (compressor)

+10 to -18	+10 to -18	+10 to -18	+10 to -18	+10 to -18	+10 to -18	+10 to -15	DC: to 20* AC: +10 to -15
------------	------------	------------	------------	------------	------------	------------	------------------------------

35	35	35	35	65	65	75	DC: 47/AC: 75
----	----	----	----	----	----	----	---------------

0.29 0.61	0.21 0.44	0.38 0.64	0.44 0.67	0.65 1.19	0.76 1.35	- -	3.9 -
--------------	--------------	--------------	--------------	--------------	--------------	--------	----------

-	-	-	-	A+	A+	A++	A+
---	---	---	---	----	----	-----	----

•	•	•	•	•	•	PU-foam	
---	---	---	---	---	---	---------	--

Fully hermetic compressor with integrated control electronics, low-voltage protection/electronic fuse, automatic reverse pole protection, electronic thermostat

Thermoelectrics + 230-V-compressor, 230-V compressor, electronic thermostat in compressor mode

Cabinet: PP Lid: PE	Cabinet: PP Lid: PE	Cabinet: PP Lid: PE	Cabinet: PP Lid: PE	Cabinet: coated sheet steel Top and base: PP Lid: PE		Cabinet: coated sheet steel, Top and base: plastic	
------------------------	------------------------	------------------------	------------------------	--	--	---	--

Pale grey/ dark grey	Pale grey/ dark grey	Pale grey/ dark grey	Pale grey/ dark grey	Pale grey/ dark grey	Pale grey/ dark grey	Silver/black	Black
-------------------------	-------------------------	-------------------------	-------------------------	-------------------------	-------------------------	--------------	-------

8.8	11.5	11.5	12.7	31	33	22	22
-----	------	------	------	----	----	----	----

e-certified (Automotive EMC Directive)

TÜV/GS, e-certified (Automotive EMC Directive)

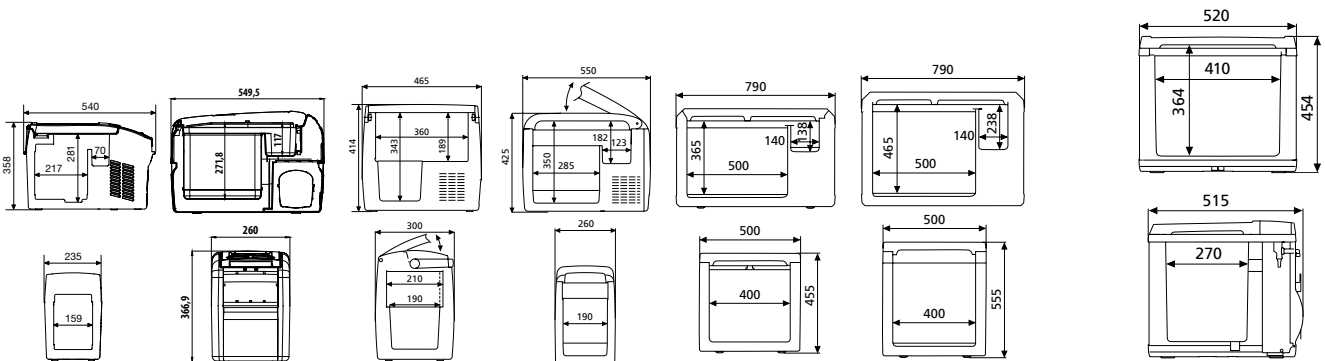
-	-	-	•	•	•	-	-
-	-	-	-	•	•	-	-

9102600031	9102600031	9102600031	9102600031	-	-	-	-
------------	------------	------------	------------	---	---	---	---

9103555825	9103555825	9103555825	9103555825	-	-	-	-
------------	------------	------------	------------	---	---	---	---

-	9105303708	-	9105303708	-	-	-	-
---	------------	---	------------	---	---	---	---

-	-	-	-	-	-	-	-
---	---	---	---	---	---	---	---



* under ambient temperature

4.27 // Dometic CombiCool

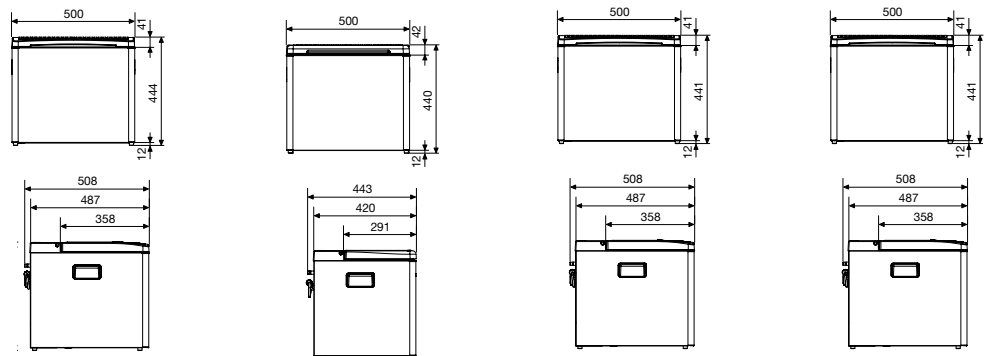
**Absorption coolers /
Thermoelectric
coolers**



	RC 2200 EGP	RC 1600 EGP	RC 1200 EGP	RC 1205 EGP
Ref. No.	9105202809 (50 mbar) D, CH, A 9105202812 (30 mbar*) D, CH, A 9105202810 (30 mbar) DK, FI, N, S 9105202817 (30 mbar) F, I, E, NL 9105202808 (28–37 mbar) GB	9105200001 (50 mbar) D, CH, A 9105200021 (30 mbar*) D, CH, A 9105200002 (30 mbar) DK, FI, N, S 9105200003 (30 mbar) F, I, E, NL 9105200004 (28–37 mbar) GB	9105202819 (50 mbar) D, CH, A 9105202823 (30 mbar*) D, CH, A 9105202820 (30 mbar) DK, FI, N, S 9105202822 (30 mbar) F, I, E, NL 9105202821 (28–37 mbar) GB	9105203764D, A, CH, F, E, I, NL, B, DK, S, N, FI, SK, PL, CZ 9105203766 GB
Ref. No. UK				
Storage volume (l, approx.)	40	31	40	40
Connections	12 volts DC/230 volts AC LPG	12 volts DC/230 volts AC LPG	12 volts DC/230 volts AC LPG	12 volts DC/230 volts AC Gas cartridge
Consumption				
at 12 volts DC (watts)	85	75	85	85
at 24 volts DC (watts)	–	–	–	–
at 230 volts AC (watts)	85	75	85	85
Gas (g/h)	10.5	10.5	10.6	10.6
Energy class	–	–	–	–
Temperature range				
Cooling below ambient temperature (°C, approx.)	max. 30	max. 30	max. 25	max. 25
Heating				
Insulation				
PU foam all around	•	•	•	•
System				
Absorption cooling	•	•	•	•
Thermoelectric (Peltier system)	–	–	–	–
Material	Aluminium		Coated sheet steel	
Colour	Aluminium finish / black		Silver / grey	
Weight (kg, approx.)	14	16	16	16
Test marks	Certified to European Gas Appliance Directive 90/396/EEC			

Optional extras

Universal fixing kit	–	–	–	–
Mains adapter EPS 817, 230 V AC > 12 V DC	–	–	–	–



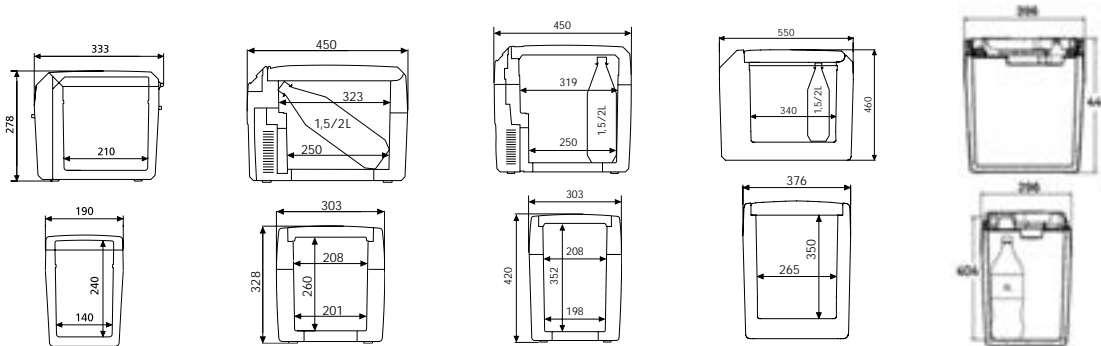
*with hose, only permitted for use on a gas socket (coupling)

4.01 // WAECO TropiCool

4.02 // WAECO CoolFun

TC 07	TC 14FL	TC 21FL	TC 35FL	CX 30	S 28DC
9105302036	9105302046	9105302085	9105302110	9103500872	9105302763
9105303473	9105302934	9105302935	9105302936		
7	14	20	33	29	25
12 V DC/ 230 V AC	12/24 V DC/ 230 V AC	12/24 V DC/ 230 V AC	12/24 V DC/ 230 V AC	12 V DC/ 230 V AC	12 V DC
36 - 40 -	46 50 64 -	46 50 64 -	46 50 64 -	47 - 55 -	35 - - -
-	A++	A++	A++	A++	-
max. 25	max. 30	max. 30	max. 30	max. 18	max. 15
+65	+50 to +65	+50 to +65	+50 to +65	+65	-
●	●	●	●	Neopor	Lightweight full insulation
- ●	- ●	- ●	- ●	- ●	- ●
Injection moulded parts	Injection moulded parts	Injection moulded parts	Injection moulded parts	PP	Plastic: PP Bag: Textile
Dark grey/pale grey	Dark grey/pale grey	Dark grey/pale grey	Dark grey/pale grey	Dark grey/pale grey	Beige / blue
2.8	5.0	6.0	10.0	4.3	2.3
TÜV/GS, e-certified (Automotive EMC Directive)					

-	9105303709	9105303709	9105303709	-	-
-	-	-	-	-	9102600030



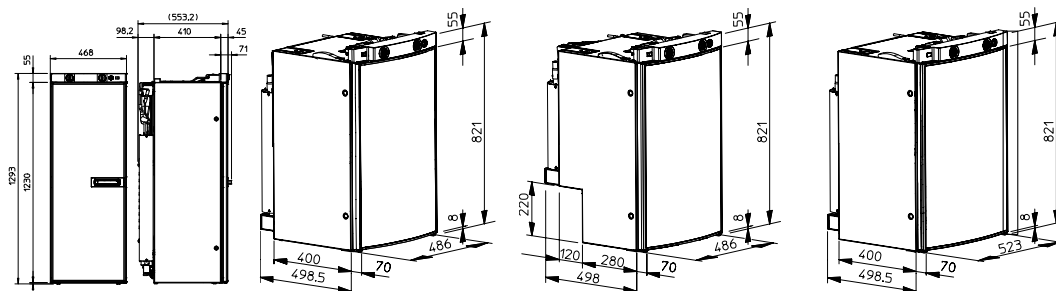
4.28 // Dometic 9 series 4.28 // Dometic 8 series

Absorption refrigerators



	RML 9430 / 9435	RM 8400 / 8401	RMS 8400 / RMS 8401	RM 8500 / 8501 / 8505
Ref. No. (Door hinge left)	RML 9430 RML 9435	RM 8400 RM 8401	RMS 8400 RMS 8401	RM 8500 RM 8501 RM 8505
Ref. No. (Door hinge right)	-	RM 8400 RM 8401	RMS 8400 RMS 8401	RM 8500 RM 8501 RM 8505
Gross capacity (l) without freezer compartment with freezer compartment freezer compartment	151 146 12	95 90 8	85 80 8	106 100 9
Connections	12 volts DC/230 volts AC / LPG 30 mbar			
Input rating 230 volts (watts) 12 volts (watts) Gas (g/h)	170 170 22.5	135 130 18.3	125 120 18.3	135 130 18.3
Consumption 230 volts/12 volts (kWh/24 h) Gas (g/24 h)	3.2 380	2.0 to 2.2 250 to 270	2.0 to 2.2 250 to 270	2.0 to 2.2 250 to 270
Temperature range	Refrigerator +7°C, freezer compartment up to -12°C at ambient temperatures up to 32°C (equivalent to climate class SN)			
Insulation PU foam all around	•	•	•	•
System Absorption cooling	•	•	•	•
Ignition systems* Battery ignition MES AES	RML 9430 - RML 9435	RM 8400 RM 8401 -	RMS 8400 RMS 8401 -	RM 8500 RM 8501 RM 8505
Material Cabinet Door, panel	Coated sheet steel Plastic			
Colour Cabinet and door	Silver-grey			
Dimensions (W x H x D, mm)	468 x 1293 x 555	486 x 821 x 569	486 x 821 x 569	525 x 821 x 569
Weight (approx. kg) with freezer compartment	37	27.5	25.0	27.8
Test marks	Certified to European Gas Appliance Directive 90/396/EEC, e-certified (Automotive EMC Directive)			
Optional extras				
Adjustable shelf, bottle fingers	9105707098	-	-	-
Shelf with edge bars, lower shelf	9105707095	-	-	-
Shelf with edge bars, upper shelf	9105707096	-	-	-
Pull out tray	9105707099	-	-	-
2 adjustable door racks	9105707097	-	-	-

*MES: Manual Energy Selector
AES: Automatic Energy Selector





RM 8551 / 8555	RMS 8500 / 8501 / 8505	RML 8551 / 8555	RMD 8501 / 8505	RMD 8551 / 8555	RMF 8505
RM 8551 RM 8555	RMS 8500 RMS 8501 RMS 8505	RML 8551 RML 8555	RMD 8501 RMD 8505	RMD 8551 RMD 8555	RMF 8505

RM 8551 RM 8555	RMS 8500 RMS 8501 RMS 8505	RML 8551 RML 8555	RMD 8501 RMD 8505	RMD 8551 RMD 8555	RMF 8505
--------------------	----------------------------------	----------------------	----------------------	----------------------	----------

122 115 12	96 90 9	189 179 33	- 160 30	- 190 35	175 168 20 55 drawer
------------------	---------------	------------------	----------------	----------------	-------------------------------

12 volts DC / 230 volts AC / LPG 30 mbar

135 130 18.3	125 120 18.3	190 170 22.5	190 170 22.5	190 170 22.5	250 170 30
2.0 to 2.2 250 to 270	2.0 to 2.2 250 to 270	3.0 to 3.2 360 to 380	3.2 380	3.2 380	4.2 420

Refrigerator +7°C, freezer compartment up to -12°C at ambient temperatures up to 32°C (equivalent to climate class SN)

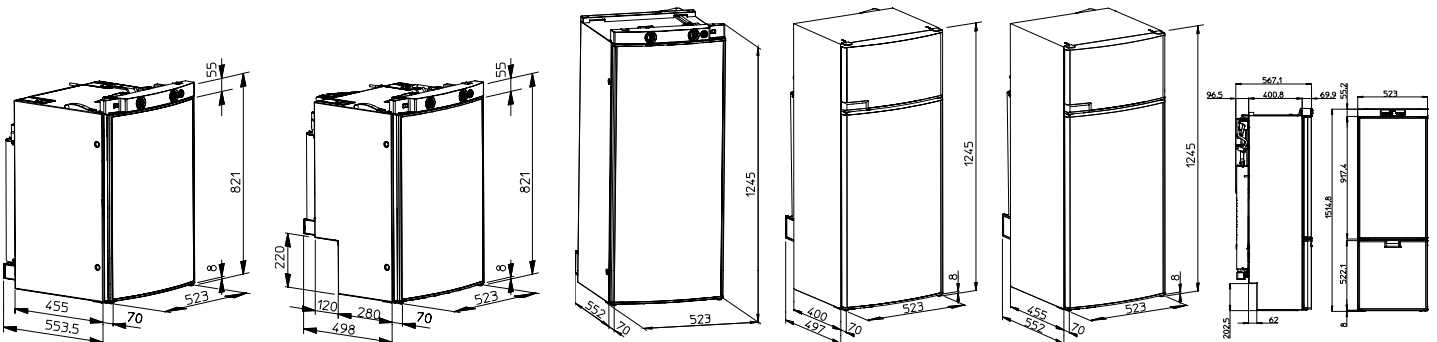
•	•	•	•	•	•
•	•	•	•	•	•
- RM 8551 RM 8555	RMS 8500 RMS 8501 RMS 8505	- RML 8551 RML 8555	- RMD 8501 RMD 8505	- RMD 8551 RMD 8555	- RMF 8505

Coated sheet steel
Plastic

Silver-grey					Black
525 x 821 x 624	525 x 821 x 569	525 x 821 x 569	525 x 1245 x 568	525 x 1245 x 623	523 x 1515 x 567
29.0	25.5	44.5	37.0	38.5	52

Certified to European Gas Appliance Directive 90/396/EEC, e-certified (Automotive EMC Directive)


-	-	-	-	-	-
-	-	-	-	-	-
-	-	-	-	-	-
-	-	-	-	-	-



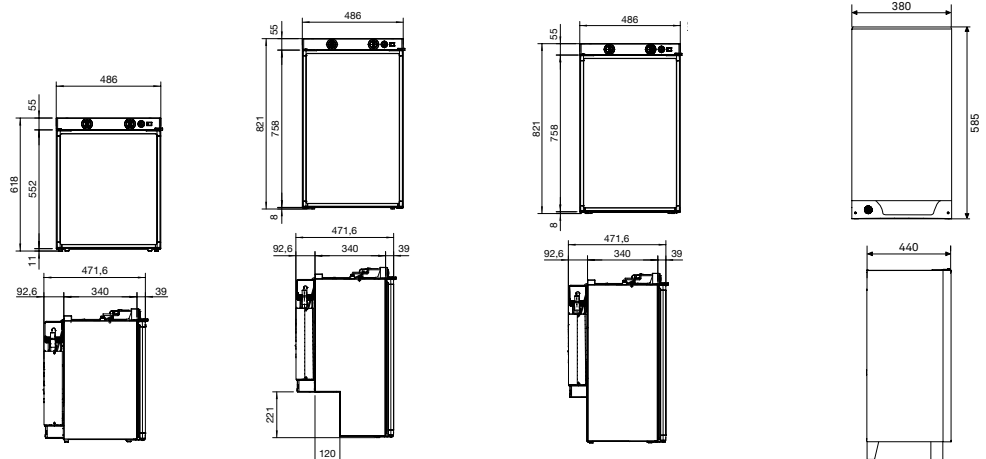
4.28 // Dometic 5 series

4.27 // Dometic RM

Absorption refrigerators



Ref. No.	RM 5310	RM 5330	RM 5380	RM 122
	RM 5310	RM 5330	RM 5380	30 mbar 9105203945 D, AT, B, PL, CH 9105203946 F, ES, NL, L, CS, SK 9105203947 S, NO, FIN, DK 9105203948 I
Gross capacity (l)				
with freezer compartment	60	70	80	31
freezer compartment	5	5	5	-
Connections	12 volts DC/230 volts AC LPG 30 mbar			12 volts DC LPG 30 mbar
Input rating				
230 volts (watts)	125	125	125	-
12 volts (watts)	120	120	120	75
Gas (g/h)	18.3	18.3	18.3	8.6
Consumption				
230 volts (kWh/24 h)	2.5	2.5	2.5	-
12 volts (kWh/24 h)	2.5	2.5	2.5	1.3
Gas (g/24 h)	270	270	270	140
Temperature range	Refrigerator +7°C, freezer compartment up to -12°C at ambient temperatures up to 32°C (equivalent to climate class SN)			Refrigerator +7°C at ambient temperatures up to 32°C
Insulation				
PU foam all around	•	•	•	-
System				
Absorption cooling	•	•	•	•
Ignition systems				
Battery ignition	•	•	•	-
Piezo ignition	-	-	-	•
Reigniter ignition	-	-	-	-
Material				
Cabinet	Coated sheet steel			Coated sheet steel
Door	Plastic			Plastic
Panel	Coated aluminium			Coated aluminium
Colour	Grey	Grey	Grey	Silver-grey
Dimensions (W x H x D, mm)	486 x 618 x 474	486 x 821 x 474	486 x 821 x 474	380 x 585 x 440
Weight (approx. kg) incl. freezer compartment	20	22	24	15
Test marks			•	
Certified to European Gas Appliance Directive 90/396/EEC e-certified (Automotive EMC Directive)			•	



4.27 // Dometic RM

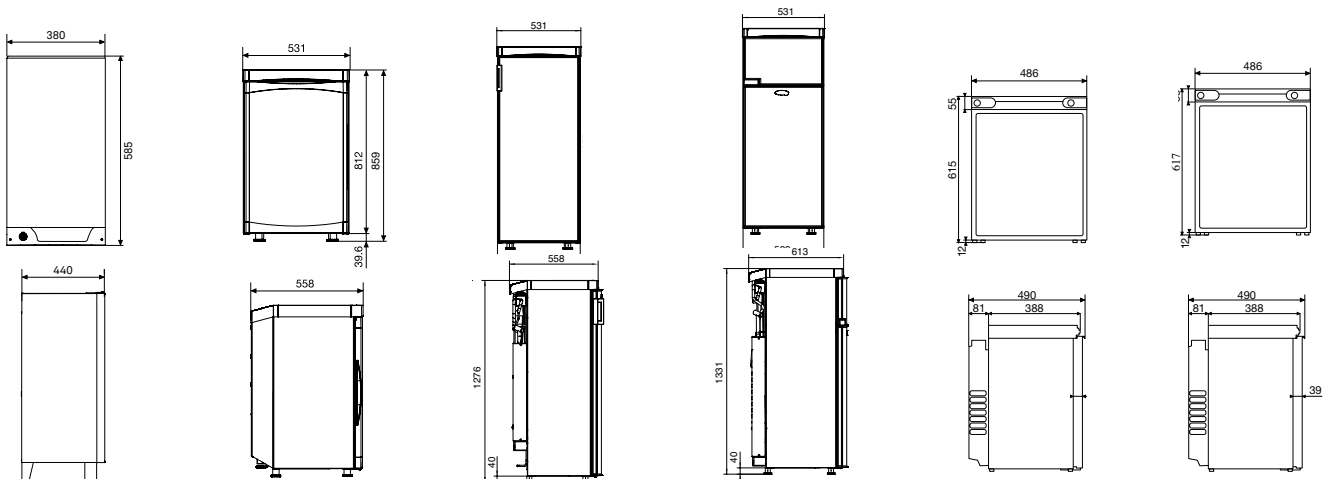
4.28 // Dometic RGE

4.27 // Dometic CombiCool RF



RM 123	RGE 2100	RGE 3000	RGE 4000	RF 60	RF 62
30 mbar 9105203949 D, AT, B, PL, CH 9105203950 F, ES, NL, L, CS, SK 9105203951 S, NO, FIN, DK 9105203952 I	9105704684 (50 mbar) D, CH, A 9105704685 (30 mbar) DK, FIN, N, S 9105704686 (30 mbar) I, E, NL 9105704687 (28 – 37 mbar) GB 9105704688 (28 – 37 mbar) F	9105705201 (50 mbar) D, A 9105706081 (28 – 37 mbar) GB 9105705202 (28 – 37 mbar) E, GR, I, P, B, F 9105705200 (30 mbar) DK, N, NL, FIN, S 9105705206 (30 mbar) PL, RU, CZ, SK	9105705977 (50 mbar) D, A 9105705210 (28 – 37 mbar) GB 9105705212 (28 – 37 mbar) E, GR, I, P, B, F 9105705208 (30 mbar) DK, N, NL, FIN, S 9105705224 (30 mbar) PL, RU, CZ, SK	9105203240 (50 mbar) D, CH, A 9105203244 (30 mbar*) D, CH, A 9105203241 (30 mbar) DK, FIN, N, S 9105203243 (28 – 37 mbar) F, I, E, NL 9105203242 (28 – 37 mbar) GB	9105203590 (50 mbar) D 9105203768 (28 – 37 mbar) GB 9105203591 (28 – 37 mbar) F, I, E, NL 9105203623 (30 mbar) DK

31	102 without freezer compartment 96	164 without freezer compartment 154	190	approx. 61	approx. 56
–	9	24	31	–	5
12 volts DC/230 volts AC LPG 30 mbar	230 volts AC LPG 50 mbar	230 volts AC LPG 50 mbar	230 volts AC LPG 50 mbar	12 volts DC/230 volts AC LPG	12 volts DC/230 volts AC LPG
75	135	190	250	110	110
75	–	–	–	110	110
8.6	18	15.8	26	14.8	14.8
1.3	2.6	3.2	3.4 -3.8	1.9	1.9
1.3	–	–	–	1.9	1.9
140	270	380	420 - 440	325 to 375	325 to 375
Refrigerator +7°C at ambient temperatures up to 32°C	Up to 30 °C below ambient temperature, freezer compartment up to -12 °C			Up to 30°C below ambient temperature	
–	•	•	•	•	•
•	•	•	•	•	•
–	–	–	–	•	•
–	•	•	•	–	–
•	–	–	–	–	–
Coated sheet steel Plastic Coated aluminium	Coated sheet steel Coated sheet steel –	Coated sheet steel ABS –	Coated sheet steel ABS –	Coated sheet steel Plastic Aluminium	Coated sheet steel Plastic Coated sheet steel
Silver-grey	White	White	White	Black/ aluminium	White
380 x 585 x 440	531 x 859 x 558	531 x 1276 x 582	531 x 1331 x 637	486 x 615 x 490	486 x 617 x 490
15	33.3	40	42	26	25
•			•		
•			–		



4.24 // WAECO CoolMatic CR

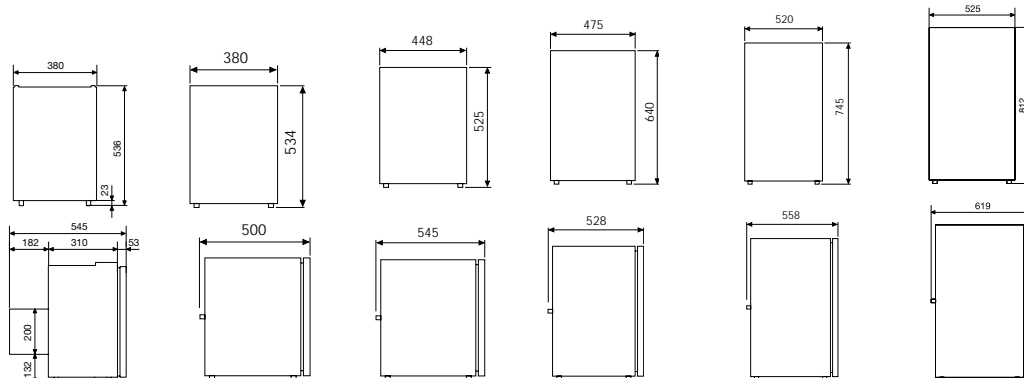
Compressor refrigerators



	CRP 40	CR 50	CR 65	CR 80	CR 110	CR 140
Ref. No.	9105203984	9105303276	9105303288	9105303297	9105303303	9105600002
Storage volume (approx. l) freezer compartment	39 5.3	48 5	64 7.2	80 7.9	108 10.2	136 11.5
Connections	12/24 V DC	12/24 V DC	12/24 V DC	12/24 V DC	12/24 V DC	12/24 V DC / 100–240 V AC
Average power consumption (watts, approx.)	40	40	45	48	50	65
Current consumption (Ah/h) at 12 V at +25 °C at +32 °C ambient temperature, both at +5°C interior temperature	1.5 1.8	1.4 1.7	1.6 1.9	1.8 2.1	2.2 2.5	2.3 2.6
Energy class	–	–	–	–	–	A+
Insulation PU foam all around	●	●	●	●	●	●
System	Fully hermetic compressor with integrated control electronics, low-voltage protection /electronic fuse, automatic reverse pole protection, mechanical, continuously variable thermostat					
Material Body Interior Door frame Door	with coated metal frame Plastic Plastic Stainless steel					
Colour Cabinet Door frame Door panel	Black Silver Matt-silver (brushed stainless steel appearance)					
Weight (kg)	18	19	20	23	28	32
Test marks	TÜV/GS, e-certified (Automotive EMC Directive)					




Optional extras

Mains adapter EPS 100, 230 V > 24 V	–	–	–	–	–	–
Mains adapter MPS 35 110–240 V > 24 V	9103555825	9103555825	9103555825	9103555825	9103555825	–
Stainless steel installation frame	–	–	–	–	–	–
Standard installation frame	9105303880	9105303880	9105303885	9105303891	9105303895	9105900001
Flush-mount installation frame	9105303881	9105303881	9105303886	9105303892	9105303896	9105900003
Ventilation panel	–	–	–	–	–	–

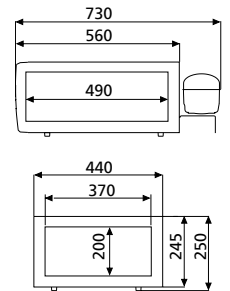
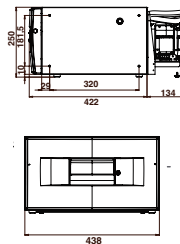
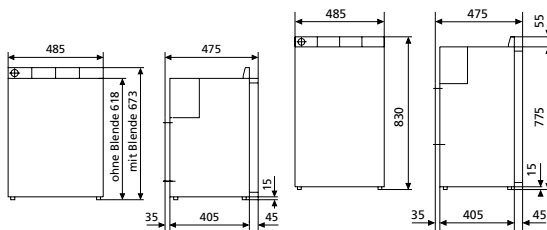
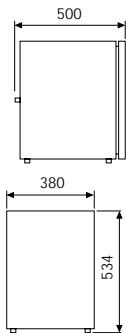


4.24 // WAECO CoolMatic CRD 4.11 // WAECO CoolMatic MDC

4.10 // WAECO CoolMatic CD

				
CRD 50	MDC 65	MDC 90	CD 20 / CD 20W	CD 30 / CD 30W
9105304081	9105203889	9105203891	9105304843 (black) 9105304844 (white)	9105303053 (black) 9105303054 (white)
50 4	64 10	90 10	20 -	30 -
12/24 V DC	12/24 V DC	12/24 V DC	12/24 V DC	12/24 V DC
40	45	45	40	40
1.5 1.8	1.13 1.69	1.13 1.69	0.67 (at 20 C°) 1.33	0.67 (at 20 C°) 1.33
-	-	-	-	-
● 35 mm PU foam all around			●	●
Fully hermetic compressor with integrated control electronics, low-voltage protection /electronic fuse, automatic reverse pole protection, mechanical, continuously variable thermostat			Fully hermetic compressor with integrated control electronics, electronic thermostat, low voltage protection / electronic fuse, automatic reverse pole protection	
with coated metal frame Plastic Plastic Stainless steel		with coated metal frame Plastic Plastic Stainless steel		Sturdy metal housing, drawer of injection-moulded parts
Black Silver Matt-silver (brushed stainless steel appearance)	Grey Grey Pale grey		CD 20: black CD 20W: black, front white	CD 30: black CD 30W: black, front white
20	20	28	16,1	18
TÜV/GS, e-certified (Automotive EMC Directive)			e-certified (Automotive EMC Directive)	

-	9102600031	9102600031	9102600031	9102600031
9103555825	9103555825	9103555825	9103555825	9103555825
-	-	-	9105303901	9105303901
9105303880	-	-	-	-
9105303881	-	-	-	-
-	9103540123	-	-	-



2.13 // Dometic Roof air conditioners

Air conditioners




	FreshJet 1100	FreshJet 1700	FreshJet 2200	FreshJet 2600	FreshJet 3200
Ref. No. Roof top unit	9105305735	9105305736	9105305738	9105305660	9105305661
Best for vehicle length (m)	max. 5	max. 6	max. 7	max. 8	over 8
Cooling capacity (watts/Btu/h)	1000/3400	1700/5800	2200/7500	2500/8500	2800/9560
Heating capacity (watts)	—	800	1200	3300*1	3300*1
Consumption	230 V AC/50 Hz				
Cooling/heating mode (watts)	430/—	620/800	950/1200	1200/—	1300/—
heat pump (watts)	—	—	—	1350	1350
Input voltage	230 V AC/50 Hz				
Current consumption					
Cooling (A)	2.0/—	2.7/3.5	4.1/5.2	5.2/—	5.7/—
Heating (A)	—	—	—	5.9	5.9
Required circuit protection					
Cooling (A)	3	4	5	6	10
Heating (A)	—	4	6	6	10
Refrigerant	R134a	R407c	R407c	R407c	R410a
Dimensions (W x H x D mm)					
External	562 x 225 x 787			650 x 248 x 980	
Internal	480 x 47 x 535 (Air distribution box 1) // 450 x 45 x 600 (Air distribution box 2)			480 x 47 x 535 (Air distribution box 1) // 450 x 45 x 600 (Air distribution box 2)	
Roof opening (W x D, mm)	400 x 400	400 x 400	400 x 400	400 x 400	400 x 400
Roof thickness (mm)	25 – 60	25 – 60	25 – 60	25 – 60	25 – 60
Weight (kg)	22	29	32	39	36

Two air distribution boxes to choose from

1. Model: Chillout



2. Model: Design




Ref. No.	Chillout: 9102900233			Design: 9102900235	
Number of air vents	4 (left/right/front/rear)			2 (front/rear)	
Air vent functions	Continuous air flow regulation for all vents				
Number of blower speeds	4	4	4	4	4
Remote control	•	•	•	•	•
Test marks	E-approved to EMC /automotive directive				

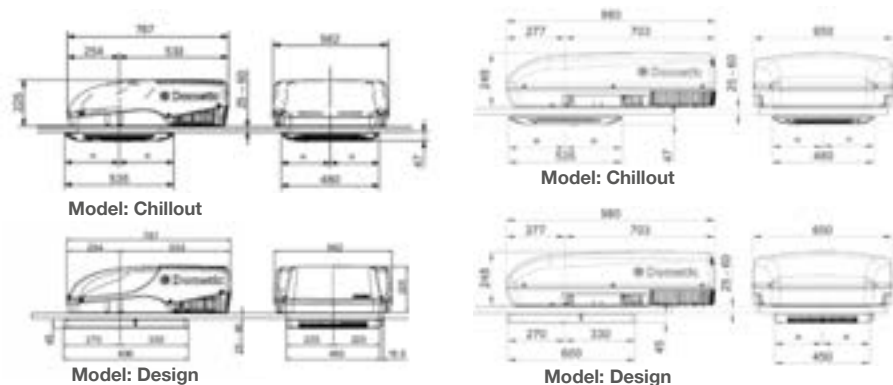
Optional extras

Adapter frame	Adapter frame for the FreshJet models in roof openings which exceed the standard opening size of 400 x 400 mm 9103500476				
Adapter frame	Adapter frame for air conditioners or roof lights on a trapezoidal sheet metal roof 9104114007				
Protective cover	—	—	—	—	—

*1 Maximum heating capacity = heat pump capacity




Adapter frame for air conditioners or roof windows on a trapezoidal sheet metal roof with a roof opening of 400 x 400 mm

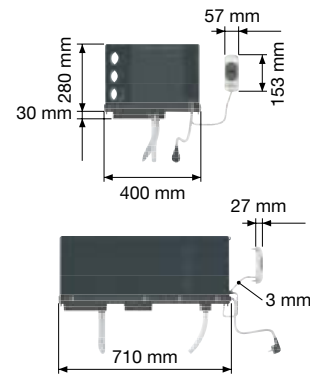
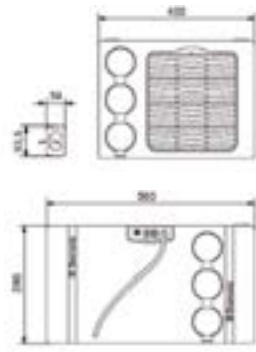
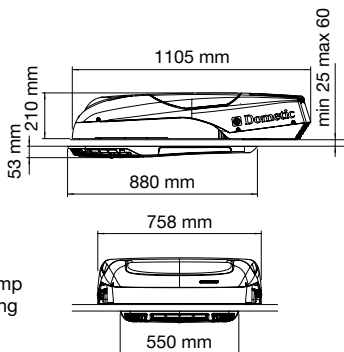


2.10 // Dometic Roof air conditioners

2.10 // Dometic Under-bench air conditioners

FreshLight 1600		FreshLight 2200		FreshWell 2000		HB 2500	
9102900207		9102900165		9105304499		9100100010	
max. 6		max. 7		max. 6		max. 8	
1550/5300		2200/7500		1800/6100		2500/8500	
2050*1		2700*1		—		3000*2	
620/— 800		950/— 1200		650/— —		900/— 1100	
230 V AC/50 Hz							
2.7/— 3.5		4.1/— 5.2		2.8/— —		3.9/— 4.8	
3 4		5 6		3 —		4 5	
R407c		R407c		R407c		R410a	
758 x 210 x 1105 550 x 53 x 880		758 x 210 x 1105 550 x 53 x 880		400 x 286 x 560 —		400 x 280 x 710 —	
400 x 700		400 x 700		—		—	
25 – 60		25 – 60		—		—	
40		42		20		24.9	
							
—		—		—		—	
2 (front/rear)		2 (front/rear)		3 air outlets			
Continuous air flow regulation for all vents				3 air outlets (optional) to be centrally or as required			
4		4		3		3	
●		●		●		●	
E-approved to EMC /automotive directive				E-approved to EMC /automotive directive			
—		—		—		—	
—		—		—		—	
9103500237		9103500237		—		—	

*2 Maximum heating capacity = heat pump capacity plus heating resistor capacity



3.39 // Optional upgrades for air conditioners

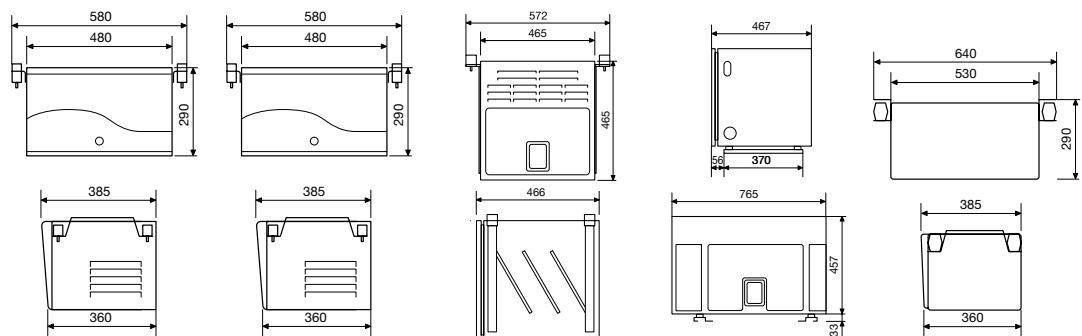
Generators



	TEC 29	TEC 29LPG	TEC 30EV	TEC 40D	T 2500H
Ref. No.	9102900200	9102900179	9102900033	9102900201	9102900005
Operating mode/fuel	Normal ROZ 91 petrol	Gas: LPG containing at least 60% of propane	Diesel	Diesel	Normal ROZ 91 petrol
Consumption	max. 1.2 l/h	max. 1.0 kg/h	max. 0.7 l/h	max. 1.4 l/h	max. 1.2 l/h
Continuous output (W)	2.600	2.600	2.500	3.500	2.000
Peak output (W)	2.900	2.900	2.900	3.900	2.200
Output voltage	230 volts AC ±1% (continuous)/ pure sine wave ~				230 volts AC ±10% (continuous)/pure sine wave ~
Short circuit protection	•	•	•	•	•
Max. starting current (A)	33	33	33	45	24
Sound level at 7 metres	54–59	54–59	60	64	60
Soundproofed	•	•	•	•	•
Operation via external control panel	•	•	•	•	•
Test marks	E13	E13	E13	E24	E3
Engine output (kW (PS))	4.0 (5.5)	4.0 (5.5)	3.3 (4.5)	4.7 (6.4)	4.0 (5.5)
Width with suspension (mm)	580	580	572	765	640
Size (W x H x D mm)	480 x 290 x 385	480 x 290 x 385	465 x 465 x 466	765 x 457 x 467	530 x 290 x 385
Housing finish	Stainless steel	Stainless steel	Stainless steel	Stainless steel	Stainless steel
Weight (kg)	44.0	44.0	70.0	96.5	50.0
more info p. 98					

Compatible with Dometic air conditioners





FreshLight 1600	•	•	•	•	•
FreshLight 2200	•	•	•	•	•
FreshJet 1100	•	•	•	•	•
FreshJet 1700	•	•	•	•	•
FreshJet 2200	•	•	•	•	•
FreshJet 2600	•	•	•	•	—
FreshJet 3200	•	•	•	•	—
HB2500	•	•	•	•	—
FreshWell 2000	•	•	•	•	•



DC kits for 12- or 24-volt operation

2.08 // Standard solutions

2.08 // Comfort solutions

				
	DC kit 1	DC kit 2	DC kit 3 / DC kit 5	DC kit 4 / DC kit 6
Ref. No.	9100300003	9100300001	9100300002 (12 V) 9100300073 (24 V)	9100300044 (12 V) 9100300074 (24 V)
Power consumption (12 volts DC) (A)* ¹	30 – 40	100 – 150	12 V: 30 – 113 24 V: 15 – 60	12 V: 100 – 150 24 V: 50 – 75
Recommended generator capacity (A)* ²	≥ 75	≥ 150	12 V: ≥ 150 24 V: ≥ 75	12 V: ≥ 150 24 V: ≥ 75
Recommended total battery capacity (Ah)* ³	≥ 80	≥ 250	≥ 250	≥ 250
Continuous output (W)	1,000	1,600	1,800	2,300
Size (W x H x D mm) Inverter	210 x 77 x 300	210 x 77 x 410	197.5 x 94.3 x 406	283 x 128.4 x 436
Scope of delivery Inverter				
sine	—	—	•	•
sine similar output voltage	•	•	—	—
Mains priority circuit	•	•	•	•
Remote control, control cable (m)	5	5	7.5	7.5
2 battery cables, 1.5 m long (mm ²)	16	25	35	35
230-volt connection cable (piece)	1	1	2	2
Charging current distributor				
with relay	•	—	—	—
with power relay	—	•	•	•
Compatible with Dometic air conditioners				
FreshLight 1600	—	•	•	—
FreshLight 2200	—	•	•	—
FreshJet 1100	•	—	•	—
FreshJet 1700	—	•	•	—
FreshJet 2200	—	•	•	—
FreshJet 2600	—	—	—	•
FreshJet 3200	—	—	—	•
HB2500	—	—	•	—
FreshWell 2000	—	—	—	—

*¹ Power consumption depends on the type of air conditioner and ambient temperatures.

*² Generator capacity depends on the type of air conditioner and ambient temperatures.

*³ Total battery capacity depends on the type of air conditioner and ambient temperatures.

3.16 // WAEKO PerfectCharge

IU0U-
Automatic chargers

	MCA 1215	MCA 1225	MCA 1235	MCA 1250	MCA 1280
Ref. No.	9102500027	9102500028	9102500029	9102500030	9102500031
Ref. No. UK	9102500046	9102500047	9102500048	9102500049	9102500050
Charge outputs	1 + 1	2 + 1	2 + 1	3	3
Input voltage (V)	90 – 260				
Frequency (Hz)	50 – 60				
End-of-charging voltage (V)	14.4/14.7				
Float charging voltage (V)	13.8				
Recommended battery capacity (Ah)	40 – 170	75 – 300	100 – 400	150 – 600	200 – 800
Max. battery capacity (Ah)	–	–	–	–	–
U0 phase limited at (h)	8 or 16				
Energy efficiency up to (%)	92				
Charging current (A)	15	25	35	50	80
Charging characteristics	–	–	–	–	–
Operating temperature (°C)	–20 to +50				
Dimensions (W x H x D, mm)	179 x 63 x 238	179 x 63 x 238	179 x 63 x 274	208.5 x 75 x 283	208.5 x 75 x 303
Weight (kg)	1.6	1.7	1.9	3.1	4
6-stage charging characteristics	•	•	•	•	•
Overload/short-circuit protection	•	•	•	•	•
Can be used as mains supply unit	–	–	–	–	–
Sleep mode	Using the remote control or dip switch on the device				
Battery types	Lead-acid batteries (liquid, gel, AGM)				
Type of protection	equivalent to IP 21				
Optional extras					
Temperature sensor MCA-TS1	9102500036	9102500036	9102500036	9102500036	9102500036
Remote control MCA-RC1	9102500037	9102500037	9102500037	9102500037	9102500037
Controller MPC 01	9102500073	9102500073	9102500073	9102500073	9102500073
Hella sensor MCA-HS1	9102500038	9102500038	9102500038	9102500038	9102500038

3.16 // WAEKO PerfectCharge

IU Charging converters



	DC 08	DC 20	DC 40
Ref. No.	9102500055	9102500045	9102500056
Input voltage (V)	12 (8 – 16)		
Output voltage (V)	14.2 ±0.1		
Energy efficiency up to (%)	87		
Charging current (A)	8	20	40
Dimensions (W x H x D, mm)	115 x 70 x 100	115 x 70 x 160	115 x 70 x 270
Weight (kg)	0.75	1.2	2.1
Test mark	e-certified (Automotive EMC Directive)		





3.16 // WAECO PerfectCharge


MCA 2415	MCA 2425	MCA 2440	IU 812
9102500032	9102500033	9102500034	9103555791
9102500051	9102500052	9102500053	99,00
2	3	3	1
	90 – 260		230 (180–253)
	50 – 60		50 – 60
	28.8 / 29.4		14.4
	27.6		13.6
40 – 170	75 – 300	100 – 400	–
–	–	–	100
	8 or 16		–
	92		–
12.5	25	40	8
–	–	–	IU0U with limit time of the IU0 phase
	–20 to +50		0 to +50
179 x 63 x 238	208.5 x 75 x 283	208.5 x 75 x 303	120 x 70 x 200
1.6	2.9	3.9	0.9
•	•	•	–
•	•	•	•
–	–	–	•
	Using the remote control or dip switch on the device		–
	Lead-acid batteries (liquid, gel, AGM)		–
	equivalent to IP 21		–
9102500036	9102500036	9102500036	–
9102500037	9102500037	9102500037	–
–	–	–	–
–	–	–	–





3.30 // WAECO SinePower

Sine wave inverters



	MSI 212 / MSI 224	MSI 412 / MSI 424	MSI 912 / MSI 924	MSI 1312 / MSI 1324
Ref. No.	9102600124 9102600125	9102600126 9102600127	9102600111 9102600112	9102600113 9102600114
Ref. No. UK	9102600139 9102600140	9102600141 9102600142	9102600033 9102600034	9102600035 9102600036
Input voltage (V DC)	12 (11 – 15 V) / 24 (22 – 30 V)	12 (11 – 15 V) / 24 (22 – 30 V)	12 (10.5 – 16 V) / 24 (21 – 32 V)	12 (10.5 – 16 V) / 24 (21 – 32 V)
Output voltage (V AC) / shape	230 / pure sine wave 	230 / pure sine wave 	230 / pure sine wave 	230 / pure sine wave 
Output frequency (Hz)	50	50	50	50
No-load current input (A)	0.6 / 0.5	0.6 / 0.5	1.8 / 1.0	2.1 / 1.1
Standby current consumption (A)	–	–	0.5 / 0.3	0.5 / 0.3
Continuous output (watts)	150	350	900	1300
Peak power (watts)	300	700	1600	2400
Energy efficiency up to (%)	90	90	92	92
Dimensions (W x H x D, mm)	124 x 49 x 199	124 x 49 x 199	197.5 x 94.3 x 291	197.5 x 94.3 x 324.6
Weight (kg, approx.)	0.82	0.82	3	4
Integrated mains priority circuit with voltage synchronisation	–	–	–	–
Test mark	e-certified (Automotive EMC Directive)			
Type of protection	equivalent to IP 21			
Optional extras				
DC connection cable	–	–	9102700001	9102700002
Standard remote control MCR-9	–	–	9102600026	9102600026
Convenience remote control MCR-7	–	–	9102600001	9102600001
Mains priority circuit VS-230	–	–	9103556043	9103556043



MSI 1812 / MSI 1824	MSI 1812T / MSI 1824T	MSI 2312T / MSI 2324T	MSI 3512T / MSI 3524T
9102600115 9102600116	9102600117 9102600118	9102600119 9102600120	9102600121 9102600122
9102600037 9102600038	9102600039 9102600040	9102600041 9102600042	9102600043 9102600044
12 V (10.5 – 16 V) / 24 V (21 – 32 V)	12 (10.5 – 16 V) / 24 (21 – 32 V)	12 (10 – 16 V) / 24 (20 – 32 V)	12 (10 – 16 V) / 24 (20 – 32 V)
230 / pure sine wave 	230 / pure sine wave 	230 / pure sine wave 	230 / pure sine wave 
50	50	50	50
2.1 / 1.1	2.1 / 1.1	3.1 / 1.5	2.7 / 1.3
0.5 / 0.3	0.5 / 0.3	1.1 / 0.7	1.1 / 0.7
1800	1800	2300	3500
3200	3200	4000	6000
92	92	92	92
197.5 x 94.3 x 376	197.5 x 94.3 x 406	283 x 128.4 x 436	283 x 128.4 x 496
5	6.5	7.5	9
–	•	•	•


e-certified (Automotive EMC Directive)

equivalent to IP 21

9102700002	9102700002	9102700004	on request
9102600026	9102600026	9102600026	9102600026
9102600001	9102600001	9102600001	9102600001
–	–	–	–

3.18 // WAECO PerfectPower

Inverters



	PP 152 / PP 154	PP 402 / PP 404	PP 602 / PP 604	PP 1002 / P 1004
Ref. No.	9105303791 / 9105303794	9105303796 / 9105303799	9105303801 / 9105303804	9102600002 / 9102600028
Ref. No. UK	9105303792 / 9105303795	9105303797 / 9105303800	9105303802 / 9105303805	9102600003 / 9102600004
Input voltage (V DC)	12 (11 – 15) / 24 (22 – 30)			
Output voltage/curve (V AC)	230 / modified sine wave $\overline{\square}$			
Output frequency (Hz)	50	50	50	50
No-load input current (A)	0.25	0.25	0.25	< 0.8
Continuous power (W)	150	350	550	1000
Peak output (W)	350	700	1100	2000
Transfer power (V / A)	–	–	–	–
Transfer time (msec)	–	–	–	–
Cooling	Ventilator			
Energy efficiency up to (%)	90	90	90	85
Mains priority circuit	–	–	–	•
Dimensions (W x H x D, mm)	129 x 71 x 177	129 x 71 x 192	129 x 71 x 237	176 x 95 x 338
Weight (approx. kg)	0.84	0.99	1.4	3.5
Test marks	e-certified (Automotive EMC Directive)			
Type of protection	Equivalent to IP 21			
Technical data automatic battery charger				
Charging characteristic	–	–	–	–
Input voltage range (V AC)	–	–	–	–
Frequency range (Hz)	–	–	–	–
Adjustable charging current (A)	–	–	–	–
End-of-charging voltage (V DC)	–	–	–	–
Float charging voltage (V DC)	–	–	–	–
Second charger output (starter battery, A)	–	–	–	–
Cooling	–	–	–	–
Optional extras				
DC connection cable	–	–	–	9102700005
Standard remote control MCR-9	–	–	–	9102600026

**3.29 // WAECO PocketPower
Smart inverter**
**3.29 // WAECO PocketPower
Laptop Charger**
**3.30 // WAECO CombiPower
Sine wave inverter with integrated
automatic battery charger**

			
PP 2002 / PP 2004	SI 102	PocketPower LC	2012 / 2024
9102600027 / 9102600029 9102600005 / 9102600006	9105303816	9102500022	9102600104 (12 V) / 9102600105 (24 V)
12 (11 – 15) / 24 (22 – 30)	12 (11 – 15)	12 – 24, 10 A max	12 (10 – 16) / 24 (20 – 32)
230 / modified sine wave \square	230 / modified sine wave \square	12 V / 15 V / 16 V / 18 V (18.5 V) / 19 V (19.5 V) / 20 V / 24 V DC	230 / pure sine wave \sim
50	50	–	50/60
< 1.5	–	–	–
2000	100	90	2000
4000	200	–	3000
–	–	–	230 / 50
–	–	–	< 10
Ventilator	–	–	–
85	90	–	–
•	–	–	–
176 x 95 x 443	67 x 43 x 125	124.8 x 50 x 31.5	490 x 145 x 285
5	–	–	14
e-certified (Automotive EMC Directive)	e-certified (Automotive EMC Directive)	–	e-certified (Automotive EMC Directive)
Equivalent to IP 21	–	–	Equivalent to IP 21
–	–	–	IU0U 6-step
–	–	–	207 – 253
–	–	–	47 – 63
–	–	–	30 – 100 (12 V) / 15 – 50 (24 V)
–	–	–	14.4 – 14.7 (12 V) / 28.8 – 29.4 (24 V)
–	–	–	13.6 (12 V) / 27.2 (24 V)
–	–	–	5
–	–	–	Speed controlled fans
9102700006	–	–	–
9102600026	–	–	–

3.48 // Dometic eSTORE

Lithium ion battery




Dometic eSTORE

Ref. No.	9102900224
Battery capacity (Ah)	100
Battery voltage (V, DC)	12
Continuous output (W)	2000
Charging temperature (°C)	-10 to +55 (< 0 °C charging at max. 5 A, > 0 °C charging at max. 40 A)
Operating temperature (discharging) (°C)	-30 to +55
Number of cycles	Up to 2000 (25 °C, 80 % DOD depth of discharge)
Sulfation	No
Charging time (h)	1:15 (with Dometic eCore)
Dimensions (B x H x T,mm)	315 x 285 x 160
Weight (kg)	17
Test marks	e-certified (Automotive EMC Directive) UN38.3, IEC62133, UN 3480
Type of protection	Equivalent to IP 21
Optional extras	
eStore – bus cable kit for communication between eStore units in multiple eStores when using eStore bus.	9102900279
eStore – eCore bus cable for communication between eStore and eCore	9102900280
eStore – MPC 01 bus cable for communication between eStore and MPC 01	9102200197
eStore – MCA bus cable for communication between eStore and MCA. (For installations with MPC 01, only use eStore MPC 01 bus cable!)	9103530048

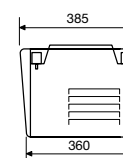
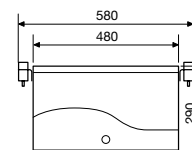
3.39 // Dometic Generators

Generators



TEC 29

Ref. No.	9102900200
Output voltage	230 volts AC ±1% (continuous)/ pure sine wave
Total distortion factor (%)	1
Frequency (Hz)	50 ±1 %
Max. starting current (A)	33
Continuous output (W)	2,600
Peak power (W)	2,900
Engine output (kW (PS))	4.0 (5.5)
Operating mode/fuel	Normal unleaded ROZ 91 petrol
Power consumption	max. 1.2 l/h
Sound level at 7 metres (dBA)	54–59
Guaranteed sound level (dBA)	86
Size (W x H x D mm)	480 x 290 x 385
Width with suspension (mm)	580
Housing finish	Stainless steel
Weight (kg)	44
Auto-start function	•
12-volt output for battery charging	•
Quality Features	Automatic low-oil cut-off, electrical starter, short circuit protection, soundproofed operation via external control panel, alarm functions, variable generator speed
Test marks	E13
Optional extras	
Plastic petrol tank with lock cap and fuel reserve float, 15 litres	9102900009
Plastic petrol tank with supports and feed-mouth incorporated, 15 litres	9102900010
20-litre stainless steel tank	9102900011
Hose set	9102900003
Flexible metal hose 25 mm, 2 m	9102900137
Flexible metal hose 25 mm, 5 m	9102900138
Battery charging regulator	–
Floor chimney	–
Change-over switch (generator / mains)	–



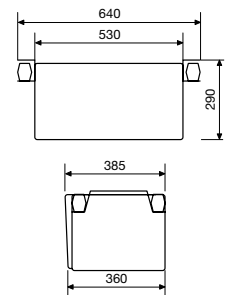
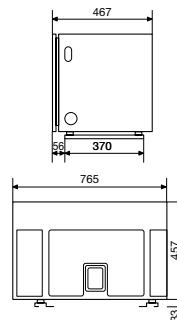
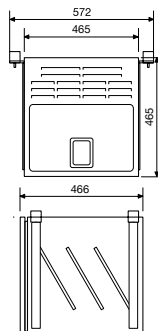
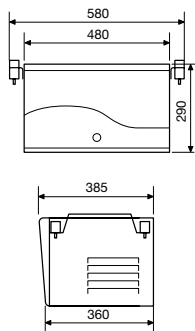


TEC 29LPG	TEC 30EV	TEC 40D	T 2500H
9102900179	9102900033	9102900201	9102900005

230 volts AC ±1% (continuous)/ pure sine wave ~		230 volts AC ±10% (continuous)/ pure sine wave ~	
1	1	5	5
50 ±1 %	50 ±1 %	50 ±1 %	50 ±5 %
33	33	45	24
2,600	2,500	3,500	2,000
2,900	2,900	3,900	2,200
4.0 (5.5)	3.3 (4.5)	4.7 (6.4)	4.0 (5.5)
Gas; LPG containing at least 60 % of propane	Diesel	Diesel	Normal unleaded ROZ 91 petrol
max. 1.0 kg/h	max. 0.7 l	max. 1.4 l	max. 1.2 l
54–59	60	64	60
86	84	89	86
480 x 290 x 385	465 x 465 x 466	765 x 457 x 467	530 x 290 x 385
580	572	765	640
Stainless steel	Stainless steel	Stainless steel	Stainless steel
44	70	96.5	50
•	•	•	–
•	•	•	• with optional charging regulator
Automatic low-oil cut-off, electrical starter, short circuit protection, soundproofed operation via external control panel, alarm functions, variable generator speed	Automatic low-oil cut-off, electrical starter, short circuit protection, soundproofed operation via external control panel, alarm functions		Automatic low-oil cut-off, electrical starter, short circuit protection, soundproofed operation via external control panel
E13	E13	E24	E3

Mobile energy systems

–	9102900009	9102900009	9102900009
–	9102900010	9102900010	9102900010
–	9102900011	9102900011	9102900011
–	9102900003	9102900003	9102900003
9102900137	9102900137	9102900137	9102900137
9102900138	9102900138	9102900138	9102900138
–	–	–	9102900014
–	–	–	9102900023
–	–	–	9102900013



3.22 // WAECO PerfectView NAV

Naviceiver Columbia
+ reversing cameras

	NAV 964	NAV 944
Ref. No.	9103531028	9103531032
Cameras	Colour camera CAM 604	Colour twin camera with shutter CAM 44
Dimensions (W x H x D, mm)	83 x 70 x 57 mm	114 x 74 x 62 mm (including holder)
Operating voltage	10 to 16 volts DC	12 to 16 volts DC
Power input	max. 6 watts	approx. 1.2 watts
Picture sensor	1/4" CMOS	1/3" CMOS (Close range) 1/4" CMOS (Long range)
Resolution 270,000 pixels	approx. 400,000 pixels	290,000
Picture angle	Close range: 153° diagonal, h: approx. 140°, v: approx. 94° Long range: 83° diagonal, h: approx. 63°, v: approx. 52°	Close range: 140° diagonal, h: approx. 100°, v: approx. 72° Long range: 50° diagonal, h: approx. 35°, v: approx. 28°
Light sensitivity	< 1 lux, 0 lux with LED	< 1 lux, 0 lux with LED
Video standard PAL	●	●
Operating temperature	-30°C to 70°C	-30°C to +70°C
Colour	silver	silver
Vibration resistance	10 g	6 g
Weight	approx. 300 g	360 g
Brightness adjustment	electronic	electronic
Mirrored picture function	factory pre-mirrored	factory pre-mirrored
Type of protection	IP 69K	IP 68
Test mark E-certificate	● ISO 16750	●
Quality features	Infrared-LEDs for enhanced night-time vision, temperature-controlled heater, integrated microphone, replaceable stone chip protection screen, image correction, camera requires 2 monitor signal inputs, including AMP 100 connection box	Operated via the two camera inputs in the monitor, manual or automatic switching between cameras, anodised and powder-coated aluminium housing with stainless steel cap and mount, motor-powered camera cover, microphone, LDR controlled IR-LEDs for enhanced night-time vision, distance marks (3-line) in reversing mode, including AMP 100 connection box
Navigation systems	Columbia 945	
Built-in dimensions	Suitable for double DIN slot	
Screen	6.8" Silk Vision Touch-Display (anti-reflex)	
Resolution	800 x 480 pixels	
Navigation	Maps for 44 countries	
Radio	FM, LW and MW tuner with 50 station presets, high-end Blaupunkt Codem IV tuner technology, prepared for DAB+	
Bluetooth	Hands-free kit with access to telephone directory and audio streaming	
Quality features	12 months of free map updates, with promobil campsite database, multi-routing, 3D map display, TMC traffic jam warning, takes vehicle parameters into account when calculating the route, DVD/CD player, WiFi / internet, Android 4.1.1 (Jelly Bean) operating system	
Scope of delivery system	Navigation system, camera, 20 m connection cable, installation fittings, adapter cable for navigation system	
Optional extras		
Installation frame	9102200106 // FIAT Ducato, 2007 model or later 9102200109 // Mercedes-Benz Sprinter, 2006 model or later 9102200120 // Ford Transit, 2006 model or later 9102200127 // IVECO Daily	
DAB retrofit set	9103534009	
Aerial for radio	9103534002	



NAV 950 / 950W	NAV 980	NAV 960
9103531035 // 9103531036	9103531037	9103531033

Colour camera CAM50C / CAM50CW	Colour shutter camera CAM80CM	Colour cylinder camera CAM29BK
94 x 62 x 48 mm (including holder)	106 x 68 x 54 mm (including holder)	330 x 100 x 70 mm with console
11 to 16 volts DC	11 to 16 volts DC	11 to 16 volts DC
1.8 watts with heater	1.8 watts with heater	approx. 1 watts
1/4" CCD	1/3" CCD	1/4" CMOS
●	●	●
120° diagonal, h: approx. 90°, v: approx. 70°	145° diagonal, h: approx. 100°, v: approx. 72°	150° diagonal, h: approx. 102°, v: approx. 73°
< 0.5 lux, 0 lux with LED	< 0.5 lux, 0 lux with LED	< 1 lux
●	●	●
-20°C to +65°C	-20°C to +65°C	-20°C to +65°C
silver or white	silver	black
6 g	6 g	6 g
200 g	350 g	400 g
electronic	electronic	electronic
can be set	can be set	factory pre-mirrored
IP 68	IP 68	IP 68
●	● ISO 16750	●
Normal or mirrored picture function, anodised and powder-coated housing, adjustable anti-glare sun protection, microphone, temperature-controlled heating, LDR-controlled IR LEDs, incl. adapter cable	Normal or mirrored picture function, automatic, motor-powered camera cover to protect the lens against dirt, anodised and powder-coated aluminium housing with stainless steel protection cap and mount, microphone, temperature-controlled heating, LDR-controlled IR LEDs, incl. AMP 100 connection box	Normal or mirrored picture function, high light sensitivity, Base-mounted housing included in the delivery kit, incl. adapter cable

Columbia 945

Suitable for double DIN slot
6.8" Silk Vision Touch-Display (anti-reflex)
800 x 480 pixels
Maps for 44 countries
FM, LW and MW tuner with 50 station presets, high-end Blaupunkt Codem IV tuner technology, prepared for DAB+
Hands-free kit with access to telephone directory and audio streaming
12 months of free map updates, with promobil campsite database, multi-routing, 3D map display, TMC traffic jam warning, takes vehicle parameters into account when calculating the route (except NAV 960), DVD/CD player, WiFi / internet, Android 4.1.1 (Jelly Bean) operating system
Navigation system, camera, 20 m connection cable, installation fittings, adapter cable for navigation system


9102200106 // FIAT Ducato, 2007 model or later **9102200109** // Mercedes-Benz Sprinter, 2006 model or later
9102200120 // Ford Transit, 2006 model or later **9102200127** // IVECO Daily

9103534009

9103534002

3.22 // WAECO PerfectView NAV

Naviceiver Los Angeles + reversing cameras



	NAV 864	NAV 844
Ref. No.	9103531015	9103531011
Cameras	Colour camera CAM 604	Colour twin camera with shutter CAM 44
Dimensions (W x H x D, mm)	83 x 70 x 57 mm	114 x 74 x 62 mm (including holder)
Operating voltage	10 to 16 volts DC	12 to 16 volts DC
Power input	max. 6 watts	approx. 1.2 watts
Picture sensor	1/4" CMOS	1/3" CMOS (Close range) 1/4" CMOS (Long range)
Resolution 270,000 pixels	approx. 400,000 pixels	290,000
Picture angle	Close range: 153° diagonal, h: approx. 140°, v: approx. 94° Long range: 83° diagonal, h: approx. 63°, v: approx. 52°	Close range: 140° diagonal, h: approx. 100°, v: approx. 72° Long range: 50° diagonal, h: approx. 35°, v: approx. 28°
Light sensitivity	< 1 lux, 0 lux with LED	< 1 lux, 0 lux with LED
Video standard PAL	●	●
Operating temperature	-30°C to 70°C	-30°C to +70°C
Colour	silver	silver
Vibration resistance	10 g	6 g
Weight	approx. 300 g	360 g
Brightness adjustment	electronic	electronic
Mirrored picture function	factory pre-mirrored	factory pre-mirrored
Type of protection	IP 69K	IP 68
Test mark E-certificate	● ISO 16750	●
Quality features	Infrared-LEDs for enhanced night-time vision, temperature-controlled heater, integrated microphone, replaceable stone chip protection screen, image correction, camera requires 2 monitor signal inputs, including AMP 100 connection box	Operated via the two camera inputs in the monitor, manual or automatic switching between cameras, anodised and powder-coated aluminium housing with stainless steel cap and mount, motor-powered camera cover, microphone, LDR controlled IR-LEDs for enhanced night-time vision, distance marks (3-line) in reversing mode, including AMP 100 connection box
Navigation systems	Los Angeles 530	
Built-in dimensions	Suitable for double DIN slot	
Screen	6.2" touchscreen TFT display	
Resolution	800 x 480 pixels	
Navigation	Maps for 44 countries	
Radio	FM, MW, tuner with 30 station presets	
Bluetooth	Hands-free kit with access to telephone directory and audio streaming	
Quality features	12 months of free map updates, with promobil campsite database, multi-routing, 3D map display, TMC traffic jam warning, takes vehicle parameters into account when calculating the route, DVD/CD player	
Scope of delivery system	Navigation system, reversing camera, 20 m connection cable, installation fittings, adapter cable for navigation system	
Optional extras		
Installation frame	9102200106 // FIAT Ducato, 2007 model or later 9102200109 // Mercedes-Benz Sprinter, 2006 model or later 9102200120 // Ford Transit, 2006 model or later 9102200127 // IVECO Daily	
Aerial for radio	9103534002	



NAV 818	NAV 850 / 850W	NAV 880	NAV 860
9103531026	9103531008 // 9103531009	9103531010	9103531029

Colour ball camera CAM 18	Colour camera CAM50C / CAM50CW	Colour shutter camera CAM80CM	Colour cylinder camera CAM29BK
84 x 58 x 44 mm (including holder)	94 x 62 x 48 mm (including holder)	106 x 68 x 54 mm (including holder)	330 x 100 x 70 mm with console
11 to 16 volts DC	11 to 16 volts DC	11 to 16 volts DC	11 to 16 volts DC
max. 1 watts	1.8 watts with heater	1.8 watts with heater	approx. 1 watts
1/4" CMOS	1/4" CCD	1/3" CCD	1/4" CMOS
●	●	●	●
120° diagonal, h: approx. 90°, v: approx. 70°	120° diagonal, h: approx. 90°, v: approx. 70°	145° diagonal, h: approx. 100°, v: approx. 72°	150° diagonal, h: approx. 102°, v: approx. 73°
< 1 lux, 0 lux with LED	< 0.5 lux, 0 lux with LED	< 0.5 lux, 0 lux with LED	< 1 lux
●	●	●	●
-20°C to +65°C	-20°C to +65°C	-20°C to +65°C	-20°C to +65°C
black	silver or white	silver	black
6 g	6 g	6 g	6 g
100 g	200 g	350 g	400 g
electronic	electronic	electronic	electronic
can be set	can be set	can be set	factory pre-mirrored
IP 68	IP 68	IP 68	IP 68
●	●	● ISO 16750	●
Normal or mirrored picture function, sturdy ABS plastic housing, freely adjustable ball camera, microphone, LDR-controlled IR LEDs, incl. adapter cable	Normal or mirrored picture function, anodised and powder-coated housing, adjustable anti-glare sun protection, microphone, temperature-controlled heating, LDR-controlled IR LEDs, incl. adapter cable	Normal or mirrored picture function, automatic, motor-powered camera cover to protect the lens against dirt, anodised and powder-coated aluminium housing with stainless steel protection cap and mount, microphone, temperature-controlled heating, LDR-controlled IR LEDs. incl. AMP 100 connection box	Normal or mirrored picture function, high light sensitivity, Base-mounted housing included in the delivery kit, incl. adapter cable

Los Angeles 530

Suitable for double DIN slot

6.2" touchscreen TFT display

800 x 480 pixels

Maps for 44 countries

FM, MW, tuner with 30 station presets

Hands-free kit with access to telephone directory and audio streaming

12 months of free map updates, with promobil campsite database, multi-routing, 3D map display, TMC traffic jam warning, takes vehicle parameters into account when calculating the route (except NAV 860), DVD/CD player


Navigation system, reversing camera, 20 m connection cable, installation fittings, adapter cable for navigation system

9102200106 // FIAT Ducato, 2007 model or later **9102200109** // Mercedes-Benz Sprinter, 2006 model or later
9102200120 // Ford Transit, 2006 model or later **9102200127** // IVECO Daily





9103534002

3.22 // WAECO PerfectView MC

Moniceiver Los Angeles + reversing cameras






	MC 864	MC 844
Ref. No.	9103531016	9103531003
Cameras	Colour camera CAM 604	Colour twin camera with shutter CAM 44
Dimensions (W x H x D, mm)	83 x 70 x 57 mm	114 x 74 x 62 mm (including holder)
Operating voltage	10 to 16 volts DC	12 to 16 volts DC
Power input	max. 6 watts	approx. 1.2 watts
Picture sensor	1/4" CMOS	1/3" CMOS (Close range) 1/4" CMOS (Long range)
Resolution 270,000 pixels	approx. 400,000 pixels	290,000
Picture angle	Close range: 153° diagonal, h: approx. 140°, v: approx. 94° Long range: 83° diagonal, h: approx. 63°, v: approx. 52°	Close range: 140° diagonal, h: approx. 100°, v: approx. 72° Long range: 50° diagonal, h: approx. 35°, v: approx. 28°
Light sensitivity	< 1 lux, 0 lux with LED	< 1 lux, 0 lux with LED
Video standard PAL	●	●
Operating temperature	-30°C to 70°C	-30°C to +70°C
Colour	silver	silver
Vibration resistance	10 g	6 g
Weight	approx. 300 g	360 g
Brightness adjustment	electronic	electronic
Mirrored picture function	factory pre-mirrored	factory pre-mirrored
Type of protection	IP 69K	IP 68
Test mark E-certificate	● ISO 16750	●
Quality features	Infrared-LEDs for enhanced night-time vision, temperature-controlled heater, integrated microphone, replaceable stone chip protection screen, image correction, camera requires 2 monitor signal inputs, including AMP 100 connection box	Operated via the two camera inputs in the monitor, manual or automatic switching between cameras, anodised and powder-coated aluminium housing with stainless steel cap and mount, motor-powered camera cover, microphone, LDR controlled IR-LEDs for enhanced night-time vision, distance marks (3-line) in reversing mode, including AMP 100 connection box
Multimedia monitor	Los Angeles 530	
Built-in dimensions	Suitable for double DIN slot	
Screen	6.2" touchscreen TFT display	
Resolution	800 x 480 pixels	
Radio	FM, MW, tuner with 30 station presets	
Bluetooth	Hands-free kit with access to telephone directory and audio streaming	
Video playback	DVD/VCD/CD	
Audio playback	MP3/WMA-Player	
Quality features	Moniceiver with 6.2" TFT display, touch screen display, many multimedia functions and input for reversing camera	
Scope of delivery system	Moniceiver, camera, 20 m connection cable, installation fittings, IR remote control, adapter cable to the moniceiver	
Optional extras	9102200106 // FIAT Ducato, 2007 model or later 9102200109 // Mercedes-Benz Sprinter, 2006 model or later 9102200120 // Ford Transit, 2006 model or later 9102200127 // IVECO Daily	
Installation frame	9103534002	
Antenne für Radio	9103534002	
GPS 10, for panel vans	(Navigation retrofit kit EU incl. software, TMC module and GPS aerial) 9103534000	
GPS 20, for motorhomes	(Navigation retrofit kit for motorhomes incl. software, TMC module and GPS aerial) 9103534001	

			
MC 818	MC 850 / 850W	MC 880	MC 860
9103531022	9103531000 // 9103531001	9103531002	9103531025
Colour ball camera CAM 18	Colour camera CAM50C / CAM50CW	Colour shutter camera CAM80CM	Colour cylinder camera CAM29BK
84 x 58 x 44 mm (including holder)	94 x 62 x 48 mm (including holder)	106 x 68 x 54 mm (including holder)	330 x 100 x 70 mm with console
11 to 16 volts DC	11 to 16 volts DC	11 to 16 volts DC	11 to 16 volts DC
max. 1 watts	1.8 watts with heater	1.8 watts with heater	approx. 1 watts
1/4" CMOS	1/4" CCD	1/3" CCD	1/4" CMOS
●	●	●	●
120° diagonal, h: approx. 90°, v: approx. 70°	120° diagonal, h: approx. 90°, v: approx. 70°	145° diagonal, h: approx. 100°, v: approx. 72°	150° diagonal, h: approx. 102°, v: approx. 73°
< 1 lux, 0 lux with LED	< 0.5 lux, 0 lux with LED	< 0.5 lux, 0 lux with LED	< 1 lux
●	●	●	●
-20°C to +65°C	-20°C to +65°C	-20°C to +65°C	-20°C to +65°C
black	silver or white	silver	black
6 g	6 g	6 g	6 g
100 g	200 g	350 g	400 g
electronic	electronic	electronic	electronic
can be set	can be set	can be set	factory pre-mirrored
IP 68	IP 68	IP 68	IP 68
●	●	● ISO 16750	●
Normal or mirrored picture function, sturdy ABS plastic housing, freely adjustable ball camera, microphone, LDR-controlled IR LEDs, incl. adapter cable	Normal or mirrored picture function, anodised and powder-coated housing, adjustable anti-glare sun protection, microphone, temperature-controlled heating, LDR-controlled IR LEDs, incl. adapter cable	Normal or mirrored picture function, automatic, motor-powered camera cover to protect the lens against dirt, anodised and powder-coated aluminium housing with stainless steel protection cap and mount, microphone, temperature-controlled heating, LDR-controlled IR LEDs. incl. AMP 100 connection box	Normal or mirrored picture function, high light sensitivity, Base-mounted housing included in the delivery kit, incl. adapter cable
Los Angeles 530			
Suitable for double DIN slot			
6.2" touchscreen TFT display			
800 x 480 pixels			
FM, MW, tuner with 30 station presets			
Hands-free kit with access to telephone directory and audio streaming			
DVD/VCD/CD			
MP3/WMA-Player			
Moniceiver with 6.2" TFT display, touch screen display, many multimedia functions and input for reversing camera			
Moniceiver, camera, 20 m connection cable, installation fittings, IR remote control, adapter cable to the moniceiver			
9102200106 // FIAT Ducato, 2007 model or later 9102200109 // Mercedes-Benz Sprinter, 2006 model or later 9102200120 // Ford Transit, 2006 model or later 9102200127 // IVECO Daily			
9103534002			
(Navigation retrofit kit EU incl. software, TMC module and GPS aerial) 9103534000			
(Navigation retrofit kit for motorhomes incl. software, TMC module and GPS aerial) 9103534001			

3.22 // WAECO PerfectView MC

Moniceiver WAECO
+ reversing cameras

			
	MC 464	MC 444	MC 418
Ref. No. System	9103531017	9101900072	9103531018
Cameras	Colour camera CAM 604	Colour twin camera with shutter CAM44	Colour ball camera CAM 18
Dimensions (W x H x D, mm)	83 x 70 x 57 mm	114 x 74 x 62 mm (including holder)	84 x 58 x 44 mm (including holder)
Operating voltage	10 to 16 volts DC	12 to 16 volts DC	11 to 16 volts DC
Power input	max. 6 watts	approx. 1.2 watts	max. 1 watts
Picture sensor	1/4" CMOS	1/3" CMOS (Close range) 1/4" CMOS (Long range)	1/4" CMOS
Resolution 270,000 pixels	approx. 400,000 pixels	290,000	●
Picture angle	Close range: 153° diagonal, h: approx. 140°, v: approx. 94° Long range: 83° diagonal, h: approx. 63°, v: approx. 52°	Close range: 140° diagonal, h: approx. 100°, v: approx. 72° Long range: 50° diagonal, h: approx. 35°, v: approx. 28°	120° diagonal, h: approx. 90°, v: approx. 70°
Light sensitivity	< 1 lux, 0 lux with LED	< 1 lux, 0 lux with LED	< 1 lux, 0 lux with LED
Video standard PAL	●	●	●
Operating temperature	-30°C to 70°C	-30°C to +70°C	-20°C to +65°C
Colour	silver	silver	black
Vibration resistance	10 g	6 g	6 g
Weight	approx. 300 g	360 g	100 g
Brightness adjustment	electronic	electronic	electronic
Mirrored picture function	factory pre-mirrored	factory pre-mirrored	can be set
Type of protection	IP 69K	IP 68	IP 68
Test mark E-certificate	● ISO 16750	●	●
Quality features	Infrared-LEDs for enhanced night-time vision, temperature-controlled heater, integrated microphone, replaceable stone chip protection screen, image correction, camera requires 2 monitor signal inputs, including AMP 100 connection box	Operated via the two camera inputs in the monitor, manual or automatic switching between cameras, anodised and powder-coated aluminium housing with stainless steel cap and mount, motor-powered camera cover, microphone, LDR controlled IR-LEDs for enhanced night-time vision, distance marks (3-line) in reversing mode, including AMP 100 connection box	Normal or mirrored picture function, sturdy ABS plastic housing, freely adjustable ball camera, microphone, LDR-controlled IR LEDs, incl. adapter cable
Multimedia monitor	PerfectView MC 402		
Built-in dimensions	Suitable for double DIN slot		
Screen	6.2" LCD display with touchscreen controls		
Resolution	800 x 480 pixels		
Radio	FM, MW, LW tuner, 30 station presets		
Bluetooth	Parrot hands-free equipment, audio streaming		
Theft protection	by security code		
Video playback	DVD, MP4, Xvid		
Audio playback	MP3, WMA		
Quality features	Moniceiver with 6.2" double DIN monitor, touchscreen display, including many multimedia functions and input for reversing camera		
Scope of delivery system	Moniceiver, camera, 20 m connection cable, installation fittings, adapter cable for moniceiver		
Optional extras			
Installation frame	9102200106 // FIAT Ducato, 2007 model or later 9102200109 // Mercedes-Benz Sprinter, 2006 model or later 9102200120 // Ford Transit, 2006 model or later 9102200127 // IVECO Daily		



Ref. no.
MC 402 Moniceiver

9102100024





WAECO
Moniceiver
also available
individually
as optional
extra





		
MC 450 / MC 450W	MC 480	MC 460
9101900069 // 9101900074	9101900070	9103531021
Colour camera CAM50C / CAM50CW	Colour shutter camera CAM80CM	Colour cylinder camera CAM29BK
94 x 62 x 48 mm (including holder)	106 x 68 x 54 mm (including holder)	330 x 100 x 70 mm with console
11 to 16 volts DC	11 to 16 volts DC	11 to 16 volts DC
1.8 watts with heater	1.8 watts with heater	approx. 1 watts
1/4" CCD	1/3" CCD	1/4" CMOS
●	●	●
120° diagonal, h: approx. 90°, v: approx. 70°	145° diagonal, h: approx. 100°, v: approx. 72°	150° diagonal, h: approx. 102°, v: approx. 73°
< 0.5 lux, 0 lux with LED	< 0.5 lux, 0 lux with LED	< 1 lux
●	●	●
-20°C to +65°C	-20°C to +65°C	-20°C to +65°C
silver or white	silver	black
6 g	6 g	6 g
200 g	350 g	400 g
electronic	electronic	electronic
can be set	can be set	factory pre-mirrored
IP 68	IP 68	IP 68
●	● ISO 16750	●
Normal or mirrored picture function, anodised and powder-coated housing, adjustable anti-glare sun protection, microphone, temperature-controlled heating, LDR-controlled IR LEDs, incl. adapter cable	Normal or mirrored picture function, automatic, motor-powered camera cover to protect the lens against dirt, anodised and powder-coated aluminium housing with stainless steel protection cap and mount, microphone, temperature-controlled heating, LDR-controlled IR LEDs. incl. AMP 100 connection box	Normal or mirrored picture function, high light sensitivity, Base-mounted housing included in the delivery kit, incl. adapter cable
PerfectView MC 402		
Suitable for double DIN slot		
6.2" LCD display with touchscreen controls		
800 x 480 pixels		
FM, MW, LW tuner, 30 station presets		
Parrot hands-free equipment, audio streaming		
by security code		
DVD, MP4, Xvid		
MP3, WMA		
Moniceiver with 6.2" double DIN monitor, touchscreen display, including many multimedia functions and input for reversing camera		
Moniceiver, camera, 20 m connection cable, installation fittings, adapter cable for moniceiver		

9102200106 // FIAT Ducato, 2007 model or later **9102200109** // Mercedes-Benz Sprinter, 2006 model or later
9102200120 // Ford Transit, 2006 model or later **9102200127** // IVECO Daily

3.19 // WAECO PerfectView RVS

Reversing video systems

				
	RVS 594	RVS 550N / RVS 550NW	RVS 580	RVS 565
Ref. No.	9101900002	9101900090 // 9101900088	9101900040	9101900036
Cameras	Colour twin camera with shutter CAM44	Colour camera CAM50C / CAM50CW	Colour shutter camera CAM80CM	Colour cylinder camera CAM29BK
Dimensions (W x H x D, mm)	114 x 74 x 62 mm (including holder)	94 x 62 x 48 mm (including holder)	106 x 68 x 54 mm (including holder)	330 x 100 x 70 mm with console
Operating voltage	12 to 16 volts DC	11 to 16 volts DC	11 to 16 volts DC	11 to 16 volts DC
Power input	approx. 1.2 watts	1.8 watts with heater	1.8 watts with heater	approx. 1 watts
Picture sensor	1/3" CMOS (Close range) 1/4" CMOS (Long range)	1/4" CCD	1/3" CCD	1/4" CMOS
Resolution 270,000 pixels	290,000	●	●	●
Picture angle	Close range: 140° diagonal, h: approx. 100°, v: approx. 72° Long range: 50° diagonal, h: approx. 35°, v: approx. 28°	120° diagonal, h: approx. 90°, v: approx. 70°	145° diagonal, h: approx. 100°, v: approx. 72°	150° diagonal, h: approx. 102°, v: approx. 73°
Light sensitivity	< 1 lux, 0 lux with LED	< 0.5 lux, 0 lux with LED	< 0.5 lux, 0 lux with LED	< 1 lux
Video standard PAL	●	●	●	●
Operating temperature	-30°C to +70°C	-20°C to +65°C	-20°C to +65°C	-20°C to +65°C
Colour	silver	silver or white	silver	black
Vibration resistance	6 g	6 g	6 g	6 g
Weight	360 g	200 g	350 g	400 g
Brightness adjustment	electronic	electronic	electronic	electronic
Mirrored picture function	factory pre-mirrored	can be set	can be set	factory pre-mirrored
Type of protection	IP 68	IP 68	IP 68	IP 68
Test mark E-certificate	●	●	● ISO 16750	●
Quality features	Operated via the two camera inputs in the monitor, manual or automatic switching between cameras, anodised and powder-coated aluminium housing with stainless steel cap and mount, motor-powered camera cover, microphone, LDR controlled IR-LEDs for enhanced night-time vision, distance marks (3-line) in reversing mode	Normal or mirrored picture function, anodised and powder-coated housing, adjustable anti-glare sun protection, microphone, temperature-controlled heating, LDR-controlled IR LEDs	Normal or mirrored picture function, automatic, motor-powered camera cover to protect the lens against dirt, anodised and powder-coated aluminium housing with stainless steel protection cap and mount, microphone, temperature-controlled heating, LDR-controlled IR LEDs	Normal or mirrored picture function, high light sensitivity, Base-mounted housing included in the delivery kit
Monitors	5" colour LCD monitor M 55L			
Dimensions (BxHxT including holder)	146 x 87 x 26 mm			
Diagonal screen dimension	5"/127 mm (visible picture), 16:9			
Operating voltage	11 to 30 volts DC			
Power input	8 watts			
Resolution	384,000 pixels			
PAL/NTSC auto	●			
Operating temperature	-20°C to +70°C			
Vibration resistance 6 g	●			
Weight	350 g			
Brightness cd/m ²	350			
Dimmer	automatic via LDR			
Camera inputs	2 + 1 signal detection			
Mirrored picture function	can be set			
Test mark	E-certificate, ISO 16750			
Quality features	Switches on automatically or manually, automatic day/night switching, normal or mirrored picture function, 3 camera inputs, 1 with video signal recognition, picture settings can be saved for each camera, loudspeaker, LED background lighting			
Scope of delivery system	Monitor, camera, 20 m connection cable from the monitor to the camera, monitor cable set, installation fittings for all components			

			
RVS 764	RVS 794	RVS 750N / RVS 750NW	RVS 780
9101900079	9101900061	9101900092 // 9101900089	9101900084
Colour camera CAM 604	Colour twin camera with shutter CAM 44	Colour camera CAM 50C / CAM 50CW	Colour shutter camera CAM 80CM
83 x 70 x 57 mm	114 x 74 x 62 mm (including holder)	94 x 62 x 48 mm (including holder)	106 x 68 x 54 mm (including holder)
10 to 16 volts DC	12 to 16 volts DC	11 to 16 volts DC	11 to 16 volts DC
max. 6 watts	approx. 1.2 watts	1.8 watts with heater	1.8 watts with heater
1/4" CMOS	1/3" CMOS (Close range) 1/4" CMOS (Long range)	1/4" CCD	1/3" CCD
approx. 400,000 pixels	290,000	●	●
Close range: 153° diagonal, h: approx. 140°, v: approx. 94° Long range: 83° diagonal, h: approx. 63°, v: approx. 52°	Close range: 140° diagonal, h: approx. 100°, v: approx. 72° Long range: 50° diagonal, h: approx. 35°, v: approx. 28°	120° diagonal, h: approx. 90°, v: approx. 70°	145° diagonal, h: approx. 100°, v: approx. 72°
< 1 lux, 0 lux with LED	< 1 lux, 0 lux with LED	< 0.5 lux, 0 lux with LED	< 0.5 lux, 0 lux with LED
●	●	●	●
-30°C to 70°C	-30°C to +70°C	-20°C to +65°C	-20°C to +65°C
silver	silver	silver or white	silver
10 g	6 g	6 g	6 g
approx. 300 g	360 g	200 g	350 g
electronic	electronic	electronic	electronic
factory pre-mirrored	factory pre-mirrored	can be set	can be set
IP 69K	IP 68	IP 68	IP 68
● ISO 16750	●	●	● ISO 16750
Infrared-LEDs for enhanced night-time vision, temperature-controlled heater, integrated microphone, replaceable stone chip protection screen, image correction, camera requires 2 monitor signal inputs	Operated via the two camera inputs in the monitor, manual or automatic switching between cameras, anodised and powder-coated aluminium housing with stainless steel cap and mount, motor-powered camera cover, microphone, LDR controlled IR-LEDs for enhanced night-time vision, distance marks (3-line) in reversing mode	Normal or mirrored picture function, anodised and powder-coated housing, adjustable anti-glare sun protection, microphone, temperature-controlled heating, LDR-controlled IR LEDs	Normal or mirrored picture function, automatic, motor-powered camera cover to protect the lens against dirt, anodised and powder-coated aluminium housing with stainless steel protection cap and mount, microphone, temperature-controlled heating, LDR-controlled IR LEDs

7" colour LCD monitor M75L

190 x 110 x 26 mm

7"/178 mm (visible picture), 16:9

11 to 30 volts DC

8 watts

384,000 pixels

●

-20°C to +70°C

●

400 g

400

automatic via LDR

2 + 1 signal detection

can be set

E-certificate, ISO 16750

Switches on automatically or manually, automatic day/night switching, normal or mirrored picture function, 3 camera inputs, 1 with video signal recognition, picture settings can be saved for each camera, loudspeaker, LED background lighting

Monitor, camera, 20 m connection cable from the monitor to the camera, monitor cable set, installation fittings for all components

3.42 // Roof lights 400 x 400 mm

700 x 400 mm

Roof lights



	Mini Hekiplus		Mini Heki S		Mini Heki AirQuad		Midi Heki Style
--	---------------	--	-------------	--	-------------------	--	-----------------

Ref. No. (with forced ventilation)	9104100251	9104100252	9104100289	9104100290	9104100319	9104100320	9104106891
Ref. No. (without forced ventilation)	9104100249	9104100250	–	–	9104106414	9104106415	9104107365
Motorhomes	•	•	•	•	•	•	•
Caravans	•	•	•	•	•	•	•
Operating							
Handles	–	–	•	•	•	•	•
Lever	•	•	–	–	–	–	–
Crank	–	–	–	–	–	–	–
Electric	–	–	–	–	–	–	–
Remote control	–	–	–	–	–	–	–
Positions	3	3	5	5	5	5	variable
Max. opening angle	50°	50°	–	–	–	–	25°
12-volt lights (watts)	–	–	–	–	–	–	–
Rain sensor	–	–	–	–	–	–	–
PMMA glazing							
Single	–	–	•	•	–	–	–
Double	•	•	–	–	•	•	•
Darkening							
Roller blind system	–	–	–	–	–	–	–
Duette	–	–	–	–	–	–	–
Single-pleated	•	•	•	•	•	•	•
Fly screen							
Single-pleated	•	•	•	•	•	•	•
Roller blind system	–	–	–	–	–	–	–
Frame material	ASA	ASA	ASA	ASA	ASA	ASA	ASA
Frame colour RAL 9001	•	•	•	•	•	•	•
Standard roof thickness (mm)	42	60	42	60	42	60	30 – 34
Possible roof thickness (mm)	25–41*1	43–59*1	23–41*1	43–59*1	23–41*1	43–59*1	25–29 / 35–60*3
Installation dimensions = External space requirement (mm)	550 x 510	550 x 510	500 x 500	500 x 500	500 x 500	500 x 500	815 x 540
Space size (mm)	400 x 400	400 x 400	400 x 400	400 x 400	400 x 400	400 x 400	700 x 400
Weight (kg)	3.3	3.3	2.9	2.9	3.4	3.4	7.2
Optional extras							

Adapter frame	Adapter frame for cut-out sizes > 400 x 400 mm // 9103500476						
Adapter frame	Adapter frame for roof lights on a trapezoidal sheet metal roof for cut-out sizes 400 x 400 mm // 9104114007						
Inner frame – upgrade kit	–	–	–	–	–	–	–
Fly screen	–	–	–	–	–	–	–
Spoiler (mm)	9104100260		–	–	–	–	9104100260
Spoiler (mm)	–	–	–	–	–	–	–
Assembly kit (mm)	–	–	–	–	–	–	25–29 9104107495
Assembly kit (mm)	–	–	–	–	–	–	30 – 34 scope of delivery
Assembly kit (mm)	–	–	–	–	–	–	35–42 9104107497
Assembly kit (mm)	–	–	–	–	–	–	43–52 9104107498
Assembly kit (mm)	–	–	–	–	–	–	53–60 9104107499

*3 Requires additional assembly kit

*2 Requires shortening of the inner frame

*1 Requires shortening of the screw bosses

700 x 400 mm			Roof lights 700 x 500 mm			Roof lights 960 x 655 mm	
Midi Heki (lever)	Midi Heki (crank)	Midi Heki (electric)	Heki 1	Heki 2	Heki 2 de Luxe	Heki 3plus	Heki 4plus
9104100253	9104100255	9104100257	–	9104100235	9104100240	9104115635 (without lighting)	–
9104100254	9104100256	9104100258	9104100112	–	–	9104100292 (with lighting)	9104100294
•	•	•	•	–	–	•	•
•	•	•	–	•	•	•	•
–	–	–	•	–	–	–	–
•	•	•	•	•	•	•	•
–	–	•	–	–	–	–	•
–	–	–	–	–	–	–	•
3	variable	variable	5 variable	3	3	variable	variable
45°	60°	60°	70°	55°	55°	70°	70°
–	–	–	–	–	4 x 5	– / 2 x 8	2 x 8
–	–	–	–	–	–	–	•
•	•	•	•	•	•	•	•
–	–	–	•	•	–	–	–
•	•	•	–	–	•	•	•
•	•	•	–	–	–	–	–
•	•	•	–	•	•	•	•
ASA	ASA	ASA	PU foam	ASA	ASA	ASA	ASA
•	•	•	•	•	•	•	•
30–34	30–34	30–34	27	25–32	25–32	25–32	25–32
25–29 / 35–60*3	25–29 / 35–60*3	25–29 / 35–60*3	28–60*2	33–60*3	33–60*3	33–60*3	33–60*3
880 x 650	880 x 650	880 x 650	1100 x 820	1080 x 790	1080 x 790	1080 x 790	1080 x 790
700 x 500	700 x 500	700 x 500	960 x 655	960 x 655	960 x 655	960 x 655	960 x 655
8.0	8.5	9.0	22.0	11.0	11.0	15.0	15.5
–	–	–	–	–	–	–	–
–	–	–	–	–	–	–	–
–	–	–	–	9104100241	–	–	–
–	9104100259	9104100259	–	–	–	–	–
800	800	800	800	800	800	800	800
9104100236	9104100236	9104100236	9104100236	9104100236	9104100236	9104100236	9104100236
–	–	–	1,100 9104100237	1,100 9104100237	1,100 9104100237	1,100 9104100237	1,100 9104100237
25–29	25–29	25–29	–	25–32 scope of delivery	25–32 scope of delivery	25–32 scope of delivery	25–32 scope of delivery
9104100261	9104100261	9104100261	–	32–39 9104100245	32–39 9104100245	32–39 9104100245	32–39 9104100245
30–34 scope of delivery	30–34 scope of delivery	30–34 scope of delivery	–	39–46 9104100246	39–46 9104100246	39–46 9104100246	39–46 9104100246
9104100263	9104100263	9104100263	–	46–53 9104100247	46–53 9104100247	46–53 9104100247	46–53 9104100247
35–42 9104100263	35–42 9104100263	35–42 9104100263	–	53–60 9104100248	53–60 9104100248	53–60 9104100248	53–60 9104100248
43–52 9104100264	43–52 9104100264	43–52 9104100264	–	–	–	–	–
53–60 9104100265	53–60 9104100265	53–60 9104100265	–	–	–	–	–


Mobile comfort solutions

FAX ORDER

Simply copy the form – fill it in – and fax it back to us.

Address	Sender details/stamp
---------	----------------------

FANCY MORE ...? REQUEST OUR CATALOGUES!



More Comfort on Board

The specialist marine catalogue. Tailor-made comfort solutions for yachts and boats – refrigeration, air conditioning, electronics, power generation, kitchen and sanitation equipment.



On the Road again

Safety and comfort accessories for cars, trucks and vans. From parking aids to reversing video systems and battery care products. Plus a wide choice of portable coolers for work and leisure time.



Camper van accessories

A comprehensive special range of products for panel vans and van conversions. Safety and comfort solutions can be made to the space available in smaller recreational vehicles. Suitable for both retrofitting or do-it-yourself projects.

Our catalogues are also available on the internet at:
www.dometic.eu

MY SERVICE

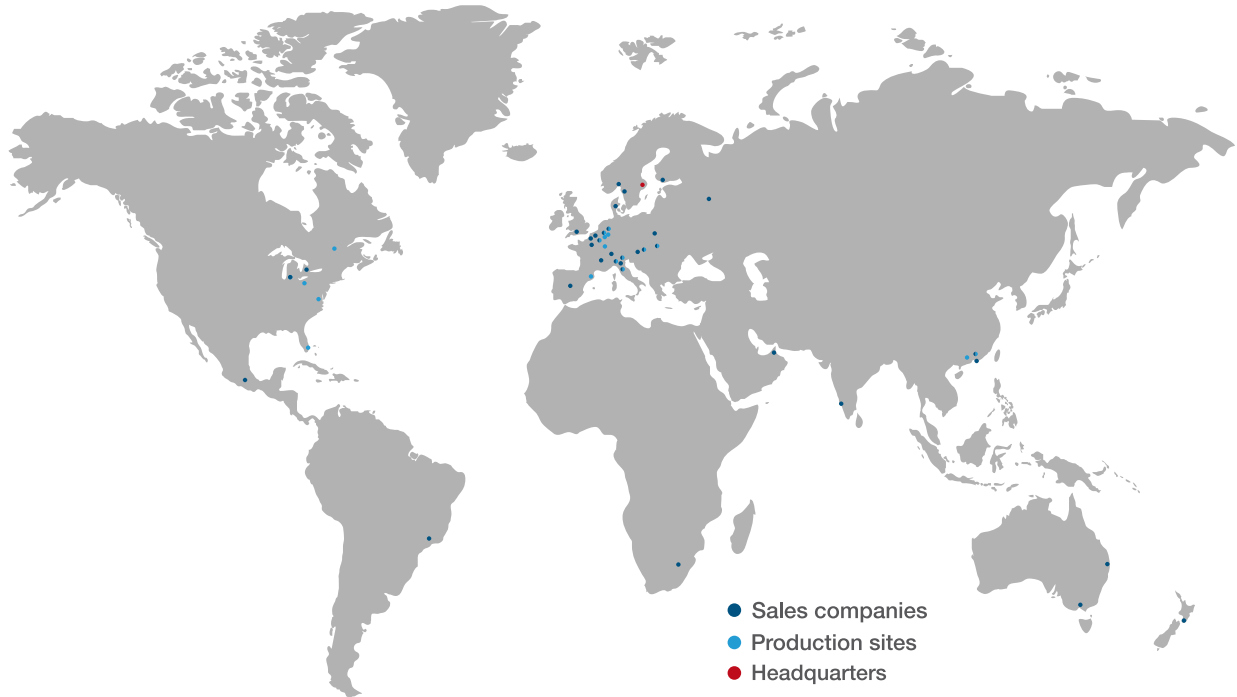
INTERNET + MAIL

www.dometic.eu/rv
info@dometic-waeco.com

MY DOMETIC PARTNER

You can find “your” Dometic dealer really easily using the search function on our website:

www.dometic.eu/rv/dealer



Die **Dometic GROUP** is a customer-driven, world-leading provider of leisure products for the RV, automotive, truck and marine markets. We supply the industry and aftermarket with a complete range of air conditioners, refrigerators, awnings, cookers, sanitation systems, lighting, mobile power equipment, comfort and safety solutions, windows, doors and other equipment that make life more comfortable away from home.

Dometic GROUP supplies a wide range of workshop equipment for service and maintenance of built-in air conditioners.

Dometic GROUP also provides specially designed refrigerators for hotel rooms, offices, wine storage and transport and storage of medical products.

Our products are sold in almost 100 countries and are produced mainly in wholly-owned production facilities around the world.

THE LARGE ACCESSORY RANGE FOR CAMPING / CARAVANS / MOTORHOMES / VANS



GERMANY

Dometic WAECO International GmbH

Hollefeldstraße 63
D-48282 Emsdetten
Tel +49 (0) 2572 879-0
Fax +49 (0) 2572 879-300
Mail info@dometic-waeco.de
Net www.dometic.eu/rv

UNITED KINGDOM

Dometic UK Ltd.

Dometic House, The Brewery,
Blandford St. Mary
Dorset DT11 9LS
Tel +44 (0) 844 626 0133
Fax +44 (0) 844 626 0143
Mail sales@dometic.co.uk
Net www.dometic.co.uk/rv

AUSTRALIA

Dometic Australia Pty. Ltd.

1 John Duncan Court
Varsity Lakes QLD 4227
Tel +61 7 55076000
Fax +61 7 55076001
Mail sales@dometic-waeco.com.au

AUSTRIA

Dometic Austria GmbH

Neudorferstrasse 108
A-2353 Guntramsdorf
Tel +43 2236 908070
Fax +43 2236 90807060
Mail info@waeco.at

BENELUX

Dometic Benelux B.V.

Ecustraat 3
NL-4879 NP Etten-Leur
Tel +31 76 5029000
Fax +31 76 5029019
Mail info@dometic.nl

Dometic Branch Office Belgium

Zinkstraat 13
B-1500 Halle
Tel +32 2 3598040
Fax +32 2 3598050
Mail info@dometic.be

DENMARK

Dometic Denmark A/S

Nordensvej 15, Taulov
DK-7000 Fredericia
Tel +45 75585966
Fax +45 75586307
Mail info@dometic.dk

FINLAND

Dometic Finland OY

Mestarintie 4
FIN-01730 Vantaa
Tel +358 20 7413220
Fax +358 9 7593700
Mail info@dometic.fi

FRANCE

Dometic France SAS

ZA du Pré de la Dame Jeanne
B.P. 5
F-60128 Plailly
Tel +33 3 44633526
Fax +33 3 44636516
Mail vehiculesdeloisirs@dometic.fr

HONG KONG

Dometic Group Asia Pacific

Suites 2207-11, 22/F, Tower 1
The Gateway, 25 Canton Road
Tsim Sha Tsui, Kowloon
Tel +852 2 4611386
Fax +852 2 4665553
Mail info@waeco.com.hk

HUNGARY

Dometic PLC. Sales Office

H-1147 Budapest
Kerékgyártó u. 5.
Tel +36 1 468 4400
Fax +36 1 468 4401
Mail budapest@dometic.hu

ITALY

Dometic Italy S.r.l.

Via Virgilio, 3
I-47122 Forlì (FC)
Tel +39 0543 754901
Fax +39 0543 754982
Mail info@dometic.it

NORWAY

Dometic Norway AS

Østerøyveien 46
N-3236 Sandefjord
Tel +47 33428450
Fax +47 33428459
Mail firmapost@dometic.no

POLAND

Dometic Poland Sp. z o.o

ul. Puławska 435A
PL-02-801 Warszawa
Tel +48 22 414 32 00
Fax +48 22 414 32 01
Mail info@dometic.pl

PORTUGAL

Dometic S.L.- Sucursal em Portugal

Rotunda de São Gonçalo nº 1
Esc. 122775-399 Carcavelos
2710-297 Sintra
Tel +351 219 244 173
Fax +351 219 243 206
Mail info@dometic.pt

RUSSIA

Dometic RUS LLC

Komsomolskaya square 6 – 1
RU-107140 Moscow
Tel +7 495 780 79 39
Fax +7 495 916 56 53
Mail info@dometic.ru

SLOVAKIA

Dometic Slovakia Sales Office

Bratislava
Nádražná 34/A
900 28 Ivanka pri Dunaji
Tel +421 2 45 529 680
Fax +421 2 45 529 680
Mail bratislava@dometic.com

SOUTH AFRICA

Dometic (Pty) Ltd.

Regional Office
South Africa & Sub-Saharan Africa
P.O. Box 2562
2008 Bedfordview
Tel +27 11 4504978
Fax +27 11 4504976
Mail info@dometic.co.za

SPAIN

Dometic Spain S.L.

Avda. Sierra del Guadarrama, 16
E-28691 Villanueva de la Cañada
Madrid
Tel +34 902 111 042
Fax +34 900 100 245
Mail info@dometic.es

SWEDEN

Dometic Scandinavia AB

Gustaf Melins gata 7
S-421 31 Västra Frölunda
Tel +46 31 7341100
Fax +46 31 7341101
Mail info@dometicgroup.se

SWITZERLAND

Dometic Switzerland AG

Riedackerstrasse 7a
CH-8153 Rümlang
Tel +41 44 8187171
Fax +41 44 8187191
Mail info@dometic-waeco.ch

UNITED ARAB EMIRATES

Dometic Middle East FZCO

P.O. Box 17860
S-D 6, Jebel Ali Freezone
Dubai
Tel +971 4 883 3858
Tel +971 4 883 3868
Mail info@dometic.ae

Your dealer: